


ORDER CATALOG 2.0


CASTERS AND WHEELS



TENTE

BETTER MOBILITY. BETTER LIFE.







BETTER MOBILITY ORIGINAL MANUFACTURER QUALITY

TENTE has been developing smart mobility solutions since 1923. Solutions, which noticeably improve people's lives and working environment. Solutions which increase productivity, increase safety and open up new design opportunities, durability, and environmental friendliness - in all aspects of life. No matter whether it's for industrial applications, medical technology, medical devices, transportation of heavy goods, mechanical engineering, logistics, factory equipment, or furniture: TENTE casters and wheels set new standards and put defining changes into motion.

By doing this, we enjoy our customers' confidence not only because of our high quality products and innovative spirit, but especially due to our close customer support on five continents.

This product catalog provides an overview of TENTE's core products: casters, wheels and accessories.

Our new Mobility Solutions catalog provides an insight into the mobility solutions, based on case studies in various industries. Request it today - contact your local TENTE representative or visit us at www.tente.com and fill out the contact form/catalog request.





APPLICATIONS, MARKETS PRODUCTS

TENTE

General	1
---------------	---

FURNITURE, RETAIL AND SERVICE INDUSTRY

Light weight furniture, carts and appliances	8
Interior design, displays and store fixtures	20
Sensitive electronic devices and carts	25
Interior design, service, utility and computer carts	26
Interior design, medical furniture and service carts	27
Service and utility carts	30
Accessories and fittings	31

HEALTHCARE AND SAFETY

Medical devices, furniture and carts	36
Medical beds	44
Medical beds and stretchers	50
Central locking accessories	52

LOGISTICS, WAREHOUSING AND FACTORY

Light transport equipment, tables and racks	56
Heavy transport equipment, machinery and racking ..	79

REPLACEMENT WHEELS

For food equipment, service carts, logistics, warehousing, factory and light transportation equipment [for the 2670 caster series only]	86
---	----

For food equipment, healthcare applications, furniture, light transport equipment in logistics, warehousing and factory equipment	87
---	----

For logistics, warehousing, factory heavy transport equipment	88
--	----

CUSTOM SOLUTIONS

e-lock; integrated electric locking system	94
e-drive flex; motorized drive system	95

TENTE ORDER NUMBER SYSTEM

Guide to our Order Number System	97
Notes	101



TENTE Linea - versatile design to match your brand and equipment.

FURNITURE, RETAIL AND SERVICE INDUSTRY

Light weight furniture, carts and appliances	8
Interior design, displays and store fixtures	20
Sensitive electronic devices and carts	25
Interior design, service, utility and computer carts	26
Interior design, medical furniture and service carts	27
Service and utility carts	30
Accessories and fittings	31

FURNITURE / RETAIL / SERVICE INDUSTRY

Light weight furniture, carts and appliances

Lumina - AA20 Series with blind hole

















Versatile caster provides easy handling. Ideal for furniture, cabinets, roll containers, small carts, store fixtures, cabinets, displays and more.

 **Load capacity (dynamic):** 40 kg

 **Temperature:** - 10 / + 40 °C

 **Overall height:** 54 - 58 mm





 **Wheel diameter:** 50 mm

	Wheel diameter [mm]	Tread width [mm]	Caster width [mm]	Center hole [mm]		Swivel Radius [mm]	Overall height [mm]	Load capacity [dynamic] [kg]	Order number
Swivel Casters	 50	 10	 55	 10		 49	 54	 40	AA20PJI050L51-10
									
Swivel Casters with wheel brake	 50	 10	 55	 10		 63	 54	 40	AA20PJI050L51-10
									

Product description

- Housing and wheels made from high grade synthetic materials with integrated threadguards. PJI wheel is made of Polypropylene wheel center with TENTEprene tread [thermoplastic rubber] and plain bearing.
- Matching fittings can be found on page 31-33.

Advantages at a glance





Roll performance	
Movement noise	
Attrition	
Corrosion resistance	

















FURNITURE / RETAIL / SERVICE INDUSTRY

Light weight furniture, carts and appliances

Stylea - 5920 Series with blind hole

Universal use caster with great roll performance. Ideal for furniture, cabinets, roll containers, small carts, filing cabinets, utility carts, book shelves, store fixtures, displays and more.

-  **Load capacity (dynamic):** 50 kg
-  **Temperature:** - 10 / + 40 °C
-  **Overall height:** 68 - 77 mm
-  **Wheel diameter:** 65 - 75 mm

		Tread width [mm]	Caster width [mm]	Center hole [mm]	Dome-Ø [mm]	Swivel Radius [mm]	Overall height [mm]	Load capacity (dynamic) [kg]	Order number
Swivel Casters									
	65	7	42	10	20	53	68	50	5920UJI065L51-10 DOM20
	65	7	42	10	23	53	68	50	5920UJI065L51-10 DOM23
Swivel Casters with wheel brake									
	65	7	42	10	20	77	68	50	5925UJI065L51-10 DOM20
	65	7	42	10	27	77	68	50	5925UJI065L51-10 DOM23

Product description

- Housing and wheels made from high grade synthetic materials with integrated threadguards. UJI wheel center made of Polyamide with TENTEprene [thermoplastic rubber] tread and plain bearing.
- Contact us for color options.
- Matching fittings can be found on page 31-33.

Advantages at a glance

Roll performance	<div><div></div><div></div><div></div><div></div><div></div></div>
Movement noise	<div><div></div><div></div><div></div><div></div><div></div></div>
Attrition	<div><div></div><div></div><div></div><div></div><div></div></div>
Corrosion resistance	<div><div></div><div></div><div></div><div></div><div></div></div>


FURNITURE / RETAIL / SERVICE INDUSTRY

Light weight furniture, carts and appliances

Anika - 5920 Series













Pick your color. Match the color of the wheel caps to your brand color or equipment color. Ideal for office chairs, cabinets, furniture, file cabinets, roll containers, light weight applications.

 **Load capacity (dynamic):** 50 kg

 **Temperature:** - 10 / + 40 °C [- 14 / + 104 °F]

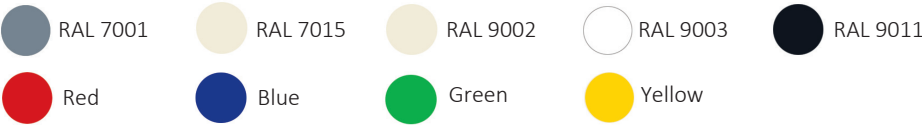
 **Overall height:** 67 mm

 **Wheel diameter:** 65 mm

	Wheel diameter [mm]	Tread width [mm]	Center hole [mm]		Overall height [mm]	Load capacity [dynamic] [kg]	Order number
Swivel Casters	 65	 11	 10		 67	 50	5920UAI065L51-10 DOM18
							
Swivel Casters with wheel brake	 65	 11	 10		 67	 50	5925UAI065L51-10 DOM18
							







Color options



Product description

- Housing made of Polyamide, with blind hole for furniture fittings. Wheel center made of Polyamide with Polyurethane tread and plain bearing.
- Standard housing colors: RAL 9002, RAL 9003, RAL 9011, and chrome.
- Cap colors: RAL 7001, RAL 9002, RAL 9003, RAL 9011, warm grey, red, blue, green, and yellow.
- Standard tread colors: RAL 9011 and RAL 7015.
- See pages 31-33 for fittings.

Advantages at a glance

Roll performance	
Movement noise	
Attrition	
Corrosion resistance	

FURNITURE / RETAIL / SERVICE INDUSTRY

Light weight furniture, carts and appliances

Levina - 5320 Series in 3 inch wheel diameter







Ideal for lightweight applications. Available as swivel or swivel with wheel brake. Award winning design. This caster meets all requirements for EN 12530, except for swivel play.

 **Load capacity (dynamic):** 75 kg









 **Temperature:** - 10 / + 40 °C

 **Overall height:** 103 mm

 **Wheel diameter:** 75 mm

Swivel Casters	Wheel diameter [mm]	Tread width [mm]	Center hole [mm]	Offset [mm]	Overall height [mm]	Load capacity (dynamic) [kg]	Order number	
								
	75	25	10	27	103	75	5320PJO075L51-10	



Swivel Casters with wheel brake	Wheel diameter [mm]	Tread width [mm]	Plate size [mm]	Plate hole centers [mm]	Plate hole [mm]	Offset [mm]	Overall height [mm]	Load capacity (dynamic) [kg]	Order number	
										
	75	25	77 x 67	61,5/56 x 51,5/46,5	8,5	27	103	75		
	75	25	95 x 70	52/44,45 x 76/72	11	27	103	75	5325PJO075P52	



Color options



RAL 7001



RAL 9002







RAL 9011

Product description

- Housing and wheels made from high grade synthetic materials with integrated threadguards and blue passivated fittings. PJO wheel is made of Polypropylene wheel center. Grey, non-marking TENTEprene [thermoplastic rubber] tread with plain bearing.
- Standard colors: silver-grey RAL 7001, RAL 9002 and RAL 9011.
- Red brake pedal available upon request.
- Matching fittings can be found on pages 31-33.

Advantages at a glance

Roll performance	
Movement noise	
Attrition	
Corrosion resistance	

FURNITURE / RETAIL / SERVICE INDUSTRY

Light weight furniture, carts and appliances

Levina - 5320 Series in 3 inch wheel diameter

Esthetically pleasing design. Ideal for lightweight applications. Available as swivel and swivel with wheel brake. This caster meets all requirements for EN 12530, except for swivel play.

 **Load capacity (dynamic): 75 kg**

 **Temperature: - 10 / + 40 °C**

 **Overall height: 103 mm**

 **Wheel diameter: 75 mm**

Swivel Casters



Wheel diameter [mm]	Tread width [mm]	Center hole [mm]	Offset [mm]	Overall height [mm]	Load capacity (dynamic) [kg]	Order number
75	25	10	27	103	75	5320PJP075L51-10

Swivel Casters with wheel brake



Wheel diameter [mm]	Tread width [mm]	Plate size [mm]	Plate hole centers [mm]	Plate hole [mm]	Offset [mm]	Overall height [mm]	Load capacity (dynamic) [kg]	Order number
75	25	77 x 67	61,5/56 x 51,5/46,5	8,5	27	103	75	5325PJP075P50
75	25	95 x 70	52/44,45 x 76/72	11	27	103	75	5325PJP075P52





Color options

 RAL 7001  RAL 9002  RAL 9011

Product description

- Housing and wheels made from high grade synthetic materials with integrated threadguards and blue passivated fittings. PJP wheel is made of Polypropylene wheel center, with grey, non-marking TENTEprene [thermoplastic rubber] tread.
- Standard colors: silver-grey RAL 7001, RAL 9002 and RAL 9011.
- Red brake pedal available upon request.
- Matching fittings can be found on pages 31-33.

Advantages at a glance

Roll performance	
Movement noise	
Attrition	
Corrosion resistance	

FURNITURE / RETAIL / SERVICE INDUSTRY

Light weight furniture, carts and appliances

Agila - 1470 Series




Universal use caster for light weight transport and institutional equipment and other light applications.

Load capacity (dynamic): 40 - 60 kg

Temperature: - 20 / + 60 °C

Overall height: 70 - 100 mm

Wheel diameter: 50 - 75 mm

	Wheel diameter [mm]	Tread width [mm]	Plate size [mm]	Plate hole centers [mm]	Plate hole [mm]	Offset [mm]	Overall height [mm]	Load capacity (dynamic) [kg]	Order number
Swivel Casters 	50	19	60 x 60	48/38 x 48/38	6,3	25	70	40	1470PAO050P40
	75	25	60 x 60	48/38 x 48/38	6,3	25	100	60	1470PAO075P40
Swivel Casters with wheel brake 	50	19	60 x 60	48/38 x 48/38	6,3	25	70	40	1475PAO050P40
Swivel Casters with total lock 	75	25	60 x 60	48/38 x 48/38	6,3	25	100	60	1477PAO075P40

Product description

- Housing made of pressed steel, zinc plated, with double ball bearing swivel head, and plate fitting. The wheel is made of Polypropylene with Polyurethane tread and a plain bearing.
- See pages 86-91 for additional wheel options.

Advantages at a glance

Roll performance	● ● ● ○ ○
Movement noise	● ● ● ○ ○
Attrition	● ● ● ● ○
Corrosion resistance	● ● ● ○ ○


FURNITURE / RETAIL / SERVICE INDUSTRY

Light weight furniture, carts and appliances

Linea load - 5920 Series













Small and mighty. Carries a higher load then any other 50mm [2 inch] casters in its category.

 **Load capacity (dynamic):** 100 kg

 **Temperature:** - 10 / + 40 °C [- 14 / + 104 °F]

 **Overall height:** 50 mm

 **Wheel diameter:** 50 mm

	Wheel diameter [mm]	Tread width [mm]	Center hole [mm]	Overall height [mm]	Load capacity [dynamic] [kg]	Order number	
Swivel Casters	 50	 13	 10	 50	 100	5920UAP050L51-10 LOAD	
							
Swivel Casters with wheel brake	 50	 13	 10	 50	 100	5925UAP050L51-10 LOAD	
							

Color options

- 

RAL 7001
- 

RAL 9002
- 

RAL 9011

Product description

- Housing is made of Polyamide for furniture fittings. Wheel center made of Polyamide with a Polyurethane tread and precision ball bearing.
- Standard colors: RAL 7001, RAL 9002, and RAL 9011.
- See pages 31-33 for fitting options.
- Brake pedal is available in grey, white and black.

Advantages at a glance





Roll performance	<div><div></div><div></div><div></div><div></div><div></div></div>
Movement noise	<div><div></div><div></div><div></div><div></div><div></div></div>
Attrition	<div><div></div><div></div><div></div><div></div><div></div></div>
Corrosion resistance	<div><div></div><div></div><div></div><div></div><div></div></div>




























FURNITURE / RETAIL / SERVICE INDUSTRY

Light weight furniture, carts and appliances

Linea light - 5920 Series

Safe and reliable operation. Available in various colors to match your equipment or your brand colors. Ideal for displays store fixtures, carts, furniture, institutional and medical devices. Tested according to EN 12528 standard.

-  **Load capacity (dynamic):** 90 - 100 kg
-  **Temperature:** - 10 / + 40 °C [- 14 /+104°F]
-  **Overall height:** 68 - 75.5 mm
-  **Wheel diameter:** 65 - 75 mm

	Wheel diameter [mm]	Tread width [mm]	Caster width [mm]	Center hole [mm]	Dome-Ø [mm]	Swivel Radius [mm]	Overall height [mm]	Load capacity (dynamic) [kg]	Order number	
Swivel Casters										
	65	13.9	46	10	23	56	68	90	5920UAP065L51-10	
	75	15	55	10	30	65	75.5	100	5920UAP075L51-10	
Swivel Casters with wheel brake										
	65	13.9	46	10	23	67	68	90	5925UAP065L51-10	
	75	15	55	10	30	81	75.5	100	5925UAP075L51-10	
Swivel Casters with wheel brake and Kick pedal										
	65	13.9	46	10	23	67	68	90	5925UAP065L51-10 KICK PEDAL	
	75	15	55	10	30	81	75.5	100	5925UAP075L51-10 KICK PEDAL	

Product description

- Housing is made of Polyamide, for furniture fittings. The wheel is made of a Polyamide center with Polyurethane tread and precision ball bearing.
- Wheel options include UAI and PJI wheels. See pages 86-91 for details.
- Wheel caps are available in flat, glossy, or matte surface finish to match your equipment and designs.
- Fittings options see pages 31-33.

Advantages at a glance

Roll performance	<div><div></div><div></div><div></div><div></div><div></div></div>
Movement noise	<div><div></div><div></div><div></div><div></div><div></div></div>
Attrition	<div><div></div><div></div><div></div><div></div><div></div></div>
Corrosion resistance	<div><div></div><div></div><div></div><div></div><div></div></div>




FURNITURE / RETAIL / SERVICE INDUSTRY

Light weight furniture, carts and appliances

Linea smart - 5920 Series

Wheel caps can be imprinted with your logo or design.
 Tested according to EN 12530 standard.

- Load capacity (dynamic):** 70 kg
- Temperature:** -20/+60 °C
- Overall height:** 119 mm
- Wheel diameter:** 100 mm

	Wheel diameter [mm]	Tread width [mm]	Threaded stem [mm]	Offset [mm]	Overall height [mm]	Load capacity [dynamic] [kg]	Order number
Swivel Casters							
	100	20	12 x 25	32	119	70	5920UAO100S70-M12x25 smart
Swivel Casters with total lock							
	100	20	12 x 25	32	119	70	5927UAO100S70-M12x25 smart
Swivel Casters with total lock and Kick pedal							
	100	20	12 x 25	32	119	70	5927UAO100S70-M12x25 KP smart

Product description

- The swivel housing and wheel are made of Polyamide. The wheel has a polyurethane tread and plain bearing. Threaded stem fitting with hexagon neck.
- Various wheel cap colors are available to enhance your design.
- Also available with UAP wheels made with Polyamide center, Polyurethane tread and precision ball bearings.

Advantages at a glance





Movement noise	<div><div></div><div></div><div></div><div></div><div></div></div>
Attrition	<div><div></div><div></div><div></div><div></div><div></div></div>
Corrosion resistance	<div><div></div><div></div><div></div><div></div><div></div></div>















FURNITURE / RETAIL / SERVICE INDUSTRY

Light weight furniture, carts and appliances

Linea low height - 5940 Series

Low overall height for hard to reach places. Stainless steel, conductive versions available.

-  **Load capacity (dynamic):** 90 - 100 kg
-  **Temperature:** - 10 / + 40 °C [- 14 / +104°F]
-  **Overall height:** 78 - 103 mm
-  **Wheel diameter:** 75 - 100 mm

	Wheel diameter [mm]	Tread width [mm]	Center hole [mm]		Offset [mm]	Overall height [mm]	Load capacity [dynamic] [kg]		Order number	
Swivel Casters 										
	75	15	10		23	78	90		5940UAP075P30-10 LH	
	100	20	10		32	103	100		5940UAP100P30-10 LH	
Swivel Casters with wheel brake 										
	75	15	10		23	78	90		5945UAP075P30-10 LH	
	100	20	10		32	103	100		5945UAP100P30-10 LH	

Color options

-  RAL 7001
-  RAL 9002
-  RAL 9011

Product description

- Swivel caster with wheel brake. Housing with ball bearings in the swivel head and a single bolt hole. Wheel is made of Polyamide wheel center, with a Polyurethane tread, and precision ball bearing.
- Standard colors are RAL 7001, RAL 9002 and RAL 9011.
- Flat wheel caps can be used upon request.

Advantages at a glance



Roll performance	<div><div></div><div></div><div></div><div></div><div></div></div>
Movement noise	<div><div></div><div></div><div></div><div></div><div></div></div>
Attrition	<div><div></div><div></div><div></div><div></div><div></div></div>
Corrosion resistance	<div><div></div><div></div><div></div><div></div><div></div></div>



















FURNITURE / RETAIL / SERVICE INDUSTRY

Light weight furniture, carts and appliances

Agila twin - 2970 Series

Twin wheel construction offers improved maneuverability. Ideal for carts, cases, lightweight transport, cabinetry, furniture and more.





-  **Load capacity (dynamic):** 100 kg
-  **Temperature:** - 20 / + 60 °C
-  **Overall height:** 102 mm
-  **Wheel diameter:** 75 mm

	Wheel diameter [mm]	Tread width [mm]	Plate size [mm]	Plate hole centers [mm]	Plate hole [mm]	Offset [mm]	Overall height [mm]	Load capacity (dynamic) [kg]	Order number
Swivel Casters	 75	 25	 77 x 67	 61,5/56 x 51,5/46,5	 8,5	 31.4	 102	 100	2970PJP075P50
									
Swivel Casters with total lock	 75	 25	 77 x 67	 61,5/56 x 51,5/46,5	 8,5	 31.4	 102	 100	2977PJP075P50
									

Product description

- Housing made of pressed steel, zinc plated, blue passivated, double ball bearing swivel head, wheel axle with nut and plate fitting. Polypropylene wheel center. Grey, non-marking tread, TENTEprene thermoplastic rubber with a precision ball bearing and threadguards.
- Available in 50 mm and 75 mm wheel diameter depending on the wheel type.
- Wheel options for the 75mm wheel diameter version include: PJI, PJP, DIP and DIK. See pages 86-91 for wheel options.
- Wheel brake version 2975 available upon request.

Advantages at a glance


Roll performance	
Movement noise	
Attrition	
Corrosion resistance	















FURNITURE / RETAIL / SERVICE INDUSTRY

Light weight furniture, carts and appliances

Agila twin - 2970 Series

Ideal for carts, cases, lightweight transport, in-flight catering carts, cabinets, file cabinets, furniture and more. Load capacity tested to EN 12530 standard.

-  **Load capacity (dynamic):** 100 kg
-  **Temperature:** - 20 / + 60 °C
-  **Overall height:** 99 mm
-  **Wheel diameter:** 75 mm

	Wheel diameter [mm]	Tread width [mm]	Center hole [mm]		Offset [mm]	Overall height [mm]	Load capacity [dynamic] [kg]		Order number	
Swivel Casters										
	75	25	10		31.4	99	100		2970PJP075P30-10	
Swivel Casters with total lock										
	75	25	10		31.4	99	100		2977PJP075P30-10	

Product description

- Housing is made of pressed steel, zinc plated, blue passivated, double ball bearing swivel head, wheel axle with nut, single bolt hole. Wheel center is made of Polypropylene. Tread is made of grey, non-marking, TENTEprene thermoplastic rubber. Precision ball bearing and threadguards.
- See pages 86-91 for details on wheels.

Advantages at a glance

Roll performance	<div><div></div><div></div><div></div><div></div><div></div></div>
Movement noise	<div><div></div><div></div><div></div><div></div><div></div></div>
Attrition	<div><div></div><div></div><div></div><div></div><div></div></div>
Corrosion resistance	<div><div></div><div></div><div></div><div></div><div></div></div>


FURNITURE / RETAIL / SERVICE INDUSTRY

Interior design, displays and store fixtures

Anika - 5920 Series













Pick your color. Match the color of the wheel caps to your brand color or equipment color. Ideal for office chairs, cabinets, furniture, file cabinets, roll containers, light weight applications.

 **Load capacity (dynamic):** 50 kg

 **Temperature:** - 10 / + 40 °C [- 14 / + 104 °F]


 **Overall height:** 67 mm


 **Wheel diameter:** 65 mm


	Wheel diameter [mm]	Tread width [mm]	Center hole [mm]		Overall height [mm]	Load capacity [dynamic] [kg]	Order number
Swivel Casters	 65	 11	 10		 67	 50	5920UAI065L51-10 DOM18
							
Swivel Casters with wheel brake	 65	 11	 10		 67	 50	5925UAI065L51-10 DOM18
							





Color options


 RAL 7001


 RAL 7015


 RAL 9002


 RAL 9003

 RAL 9011

 Red

 Blue

 Green

 Yellow

Product description

- Housing made of Polyamide, with blind hole for furniture fittings. Wheel center made of Polyamide with Polyurethane tread and plain bearing.
- Standard housing colors: RAL 9002, RAL 9003, RAL 9011, and chrome.
- Cap colors: RAL 7001, RAL 9002, RAL 9003, RAL 9011, warm grey, red, blue, green, and yellow.
- Standard tread colors: RAL 9011 and RAL 7015.
- See pages 31-33 for fittings.

Advantages at a glance

Roll performance	<div><div></div><div></div><div></div><div></div><div></div></div>
Movement noise	<div><div></div><div></div><div></div><div></div><div></div></div>
Attrition	<div><div></div><div></div><div></div><div></div><div></div></div>
Corrosion resistance	<div><div></div><div></div><div></div><div></div><div></div></div>

FURNITURE / RETAIL / SERVICE INDUSTRY

Interior design, displays and store fixtures

Levina - 5370 Series




























Smooth tread increases equipment maneuverability and productivity.
Tested according to standard EN 12530.

 **Load capacity (dynamic):** 100 kg

 **Temperature:** - 10 / + 40 °C

 **Overall height:** 137 - 194 mm

 **Wheel diameter:** 100 - 150 mm

	Wheel diameter [mm]	Tread width [mm]	Plate size [mm]	Plate hole centers [mm]	Plate hole [mm]	Offset [mm]	Overall height [mm]	Load capacity (dynamic) [kg]		Order number
Swivel Casters										
	100	32	77 x 67	61,5/56 x 51,5/46,5	8,5	36	137	100		5370PJP100P50
	100	32	95 x 70	52/44,45 x 76/72	10	36	137	100		5370PJP100P52
	125	32	77 x 67	61,5/56 x 51,5/46,5	8,5	38	161	100		5370PJP125P50
	125	32	95 x 70	52/44,45 x 76/72	11	38	165	100		5370PJP125P52
	150	32	77 x 67	61,5/56 x 51,5/46,5	8,5	38	190	100		5370PJP150P50
	150	32	95 x 70	52/44,45 x 76/72	11	38	190	100		5370PJP150P52
Swivel Casters with total lock										
	100	32	77 x 67	61,5/56 x 51,5/46,5	8,5	36	137	100		5377PJP100P50
	100	32	95 x 70	52/44,45 x 76/72	11	36	137	100		5377PJP100P52
	125	32	77 x 67	61,5/56 x 51,5/46,5	8,5	38	161	100		5377PJP125P50
	125	32	95 x 70	52/44,45 x 76/72	11	38	165	100		5377PJP125P52
	150	32	77 x 67	61,5/56 x 51,5/46,5	8,5	38	190	100		5377PJP150P50
	150	32	95 x 70	52/44,45 x 76/72	11	38	194	100		5377PJP150P52
Swivel Casters with directional lock										
	100	32	77 x 67	61,5/56 x 51,5/46,5	8,5	36	137	100		5371PJP100P50
	100	32	95 x 70	52/44,45 x 76/72	11	36	137	100		5371PJP100P52
	125	32	77 x 67	61,5/56 x 51,5/46,5	8,5	38	161	100		5371PJP125P50
	125	32	95 x 70	52/44,45 x 76/72	11	38	161	100		5371PJP125P52
	150	32	77 x 67	61,5/56 x 51,5/46,5	8,5	38	190	100		5371PJP150P50
	150	32	95 x 70	52/44,45 x 76/72	11	38	190	100		5371PJP150P52



XL brake pedal:
extra long brake pedal available
only for our total lock version in
125mm wheel diameter.

Product description

- Housing and wheels made from high grade synthetic materials with integrated threadguards, precision ball bearing. PJP wheel is made of Polypropylene wheel center with grey, non-marking TENTEprene [thermoplastic rubber] tread.
- Available with UAP wheels, see pages 84-89 details.
- Grey brake pedal available only for the total lock version.
- XL brake pedal only available for the total lock and directional lock casters in 125mm diameter.

Advantages at a glance

Roll performance	● ● ● ● ●
Movement noise	● ● ● ● ●
Attrition	● ● ● ● ●
Corrosion resistance	● ● ● ● ●

FURNITURE / RETAIL / SERVICE INDUSTRY

Interior design, displays and store fixtures

Levina - 5370 Series






















Increase productivity with this caster series. Single bolt hole for threaded stems. Solid, strong construction with low maintenance requirements. Load capacity tested according to EN 12530 standard. Stainless steel version is available.

 **Load capacity (dynamic):** 100 kg

 **Temperature:** - 10 / + 40 °C

 **Overall height:** 137 - 190 mm

 **Wheel diameter:** 100 - 150 mm

	Wheel diameter [mm]	Tread width [mm]	Center hole [mm]	Offset [mm]	Overall height [mm]	Load capacity [dynamic] [kg]	Order number
Swivel Casters							
	100	32	13	36	137	100	5370PJP100P30-13
	125	32	13	38	161	100	5370PJP125P30-13
	150	32	13	38	190	100	5370PJP150P30-13
Swivel Casters with total lock							
	100	32	13	36	137	100	5377PJP100P30-13
	125	32	13	38	161	100	5377PJP125P30-13
	150	32	13	38	190	100	5377PJP150P30-13
Swivel Casters with directional lock							
	100	32	13	36	137	100	5371PJP100P30-13
	125	32	13	38	161	100	5371PJP125P30-13
	150	32	13	38	190	100	5371PJP150P30-13







XL brake pedal:
extra long brake pedal available
only for our total lock version in
125mm wheel diameter.

Product description

- Housing and wheels made from high grade synthetic materials with integrated threadguards, precision ball bearing and zinc-plated fittings. Wheel center made of Polypropylene with grey, non-marking TENTEprene [thermoplastic rubber] tread.
- See pages 86-91 for details on wheels UAP, XSP and others.
- Grey brake pedal available only for the total lock version.
- Fitting options include R05 solid stems, S70 and S59 threaded stems.

Advantages at a glance

Roll performance	
Movement noise	
Attrition	
Corrosion resistance	

FURNITURE / RETAIL / SERVICE INDUSTRY

Interior design, displays and store fixtures

ICS - 5320 Series




























Increased maneuverability, ideal for carts, cases, store fixtures and more.
Load capacity tested according to EN 12530 standard.

 **Load capacity (dynamic):** 100 kg

 **Temperature:** - 10 / + 40 °C

 **Overall height:** 141 - 166 mm

 **Wheel diameter:** 100 - 125 mm

	Wheel diameter [mm]	Tread width [mm]	Plate size [mm]	Plate hole centers [mm]	Plate hole [mm]	Offset [mm]	Overall height [mm]	Load capacity (dynamic) [kg]		Order number
Swivel Casters										
	100	32	77 x 67	61,5/56 x 51,5/46,5	8,5	37	141	100		5320PJP100P50
	100	32	95 x 70	52/44,45 x 76/72	11	37	141	100		5320PJP100P52
	125	32	77 x 67	61,5/56 x 51,5/46,5	8,5	37	166	100		5320PJP125P50
	125	32	95 x 70	52/44,45 x 76/72	11	37	166	100		5320PJP125P52
Swivel Casters with total lock										
	100	32	77 x 67	61,5/56 x 51,5/46,5	8,5	37	141	100		5327PJP100P50
	100	32	95 x 70	52/44,45 x 76/72	11	37	141	100		5327PJP100P52
	125	32	77 x 67	61,5/56 x 51,5/46,5	8,5	38	166	100		5327PJP125P50
	125	32	95 x 70	52/44,45 x 76/72	11	37	166	100		5327PJP125P52
Swivel Casters with directional lock										
	100	32	77 x 67	61,5/56 x 51,5/46,5	8,5	37	141	100		5321PJP100P50
	100	32	95 x 70	52/44,45 x 76/72	11	37	141	100		5321PJP100P52
	125	32	77 x 67	61,5/56 x 51,5/46,5	8,5	38	166	100		5321PJP125P50
	125	32	95 x 70	52/44,45 x 76/72	11	37	166	100		5321PJP125P52



R05 solid stem:
Available in various lengths.



S70 threaded stem:
available in various sizes, including S70-3/8-16x1" and S70-1/2-13x1".

Product description

- Housing and wheels made from high grade synthetic materials with integrated threadguards. Zinc plated fittings, yellow thick layer passivated. Wheel center is made of Polypropylene. Tread is made of grey, non-marking TENTEprene [thermoplastic rubber]. Precision ball bearing.
- Available fittings include plates, solid stems, and custom options.
- See pages 86-91 for wheel options.

Advantages at a glance





Roll performance	● ● ● ● ●
Movement noise	● ● ● ● ●
Attrition	● ● ● ● ●
Corrosion resistance	● ● ● ● ●

FURNITURE / RETAIL / SERVICE INDUSTRY

Interior design, displays and store fixtures








ICS - 5320 Series rigid

Increased maneuverability, ideal for carts, cases, store fixtures and more.
 Load capacity tested according to EN 12530 standard.

-  **Load capacity (dynamic):** 100 kg
-  **Temperature:** - 10 / + 40 °C
-  **Overall height:** 141 - 166 mm
-  **Wheel diameter:** 100 - 125 mm

Rigid Casters



Wheel diameter [mm]	Tread width [mm]	Plate size [mm]	Plate hole centers [mm]	Plate hole [mm]	Overall height [mm]	Load capacity (dynamic) [kg]		Order number	
 100	 32	 77 x 67	 61,5/56 x 51,5/46,5	 8,5	 141	 100		5328PJP100P50	
100	32	95 x 70	52/44,45 x 76/72	11	141	100		5328PJP100P52	
125	32	77 x 67	61,5/56 x 51,5/46,5	8,5	166	100		5328PJP125P50	
125	32	95 x 70	52/44,45 x 76/72	11	166	100		5328PJP125P52	

Product description

- Housing and wheels made from high grade synthetic materials with integrated threadguards. Zinc plated fittings, yellow thick layer passivated. Wheel center is made of Polypropylene. Tread is made of grey, non-marking TENTEprene [thermoplastic rubber]. Precision ball bearing.
- Available fittings include plates, solid stems, as well as custom options.
- See pages 86-91 for wheel options.

Advantages at a glance





Roll performance	<div><div></div><div></div><div></div><div></div><div></div></div>
Movement noise	<div><div></div><div></div><div></div><div></div><div></div></div>
Attrition	<div><div></div><div></div><div></div><div></div><div></div></div>
Corrosion resistance	<div><div></div><div></div><div></div><div></div><div></div></div>





















FURNITURE / RETAIL / SERVICE INDUSTRY

Sensitive electronic devices and carts

Linea safety - 592D and 594D Series

Automatic locking system prevents unintentional movement of your equipment. Ideal solution for computer carts, pharmaceutical carts, high-chairs for children, rolling file cabinets and more. The automatic locking system prevents unintentional movement.

-  **Load capacity (dynamic):** 100 kg
-  **Temperature:** - 20 / + 60 °C
-  **Overall height:** 75.5 - 100 mm
-  **Wheel diameter:** 75 - 100 mm

	Wheel diameter [mm]	Tread width [mm]	Center hole [mm]	Offset [mm]	Overall height [mm]	Load capacity (dynamic) [kg]	Order number
Swivel casters with dead man (safety) lock 	 75	 15	 10	 23	 75.5	 100	592DUAP075L51-10
	 100	 20	 11	 32	 100	 100	592DUAP100L51-11
Swivel casters with dead man (safety) lock 	 100	 20	 11	 32	 129	 100	594DUAP100S70-M12x25

Color options

-  RAL 7001
-  RAL 9002







Safety feature:
Reduced risk of accidents. The casters start rolling only when a lever or handle is activated by the user.

Product description

- Swivel caster with automatic locking system to prevent unintended movement. Housing is made of Polyamide, for furniture fittings. Wheel center is made of Polyamide. Polyurethane tread with a precision ball bearing.
- Use with standard 5920 swivel casters.
- Standard colors are RAL 7001 and RAL 9002.
- LINEA safety casters are available only with special S70 threaded stems and P41 plates.

Advantages at a glance

Roll performance	
Movement noise	
Attrition	
Corrosion resistance	

FURNITURE / RETAIL / SERVICE INDUSTRY

Interior design, service, utility and computer carts

Levina - 5370 Series in electric conductive



















Polyurethane tread and precision ball bearing for increased maneuverability.
Load capacity tested according to EN 12530 standard.

 **Load capacity (dynamic):** 100 kg

 **Temperature:** - 10 / + 40 °C

 **Overall height:** 137 - 161 mm

 **Wheel diameter:** 100 - 125 mm

	Wheel diameter [mm]	Tread width [mm]	Center hole [mm]		Offset [mm]	Overall height [mm]	Load capacity [dynamic] [kg]		Order number
Swivel Casters									
	100	32	13		36	137	100		5370XSP100P30-13
	125	32	13		38	161	100		5370XSP125P30-13
Swivel Casters with total lock									
	100	32	13		36	137	100		5377XSP100P30-13
	125	32	13		38	161	100		5377XSP125P30-13
Swivel Casters with directional lock									
	100	32	13		36	137	100		5371XSP100P30-13
	125	32	13		38	161	100		5371XSP125P30-13







XL brake pedal:
extra long brake pedal available
only for our total lock version in
125mm wheel diameter.

Product description

- Housing and wheels made from high grade synthetic materials with integrated threadguards and zinc plated fittings. Wheel center is made of Polyamide.
- Polyurethane tread and precision ball bearing for increased maneuverability.
- XSP wheel is electric conductive and non-marking.
- Various fittings are available, including plates, solid stems, threaded stems, and custom options.

Advantages at a glance

Roll performance	
Movement noise	
Attrition	
Corrosion resistance	

FURNITURE / RETAIL / SERVICE INDUSTRY

Interior design, medical furniture and service carts

Linea - 5940 Series






















Excellent maneuverability on all floors and pleasing design. Available as electric-conductive and as stainless steel version. Electric-conductive version with XSP wheels and stainless steel options are available. Load capacity tested according to EN 12530 standard.

 **Load capacity (dynamic):** 100 - 130 kg

 **Temperature:** - 10 / + 40 °C

 **Overall height:** 118 - 170 mm

 **Wheel diameter:** 100 - 150 mm

	Wheel diameter [mm]	Tread width [mm]	Center hole [mm]		Offset [mm]	Overall height [mm]	Load capacity [dynamic] [kg]		Order number
Swivel Casters									
	100	20	11		32	118	100		5940UAP100P30-11
	100	20	13		32	118	100		5940UAP100P30-13
	125	20	11		40	143	110		5940UAP125P30-11
	125	20	13		40	143	110		5940UAP125P30-13
	150	22	13		52	170	130		5940UAP150P30-13
Swivel Casters with total lock									
	100	20	11		32	118	100		5947UAP100P30-11
	100	20	13		32	118	100		5947UAP100P30-13
	125	20	11		40	143	110		5947UAP125P30-11
	125	20	13		40	143	110		5947UAP125P30-13
	150	22	13		52	170	130		5947UAP150P30-13
Swivel Casters with directional lock									
	100	20	11		32	118	100		5941UAP100P30-11
	100	20	13		32	118	100		5941UAP100P30-13
	125	20	11		40	143	110		5941UAP125P30-11
	125	20	13		40	143	110		5941UAP125P30-13
	150	22	13		52	170	130		5941UAP150P30-13

Color options



Product description

- Frame made from high-grade synthetic material, precision ball bearing in swivel head. The wheel is made of Polyamide wheel center with Polyurethane tread and precision ball bearing.
- Standard colors: RAL 7001, RAL 9002 and RAL 9011.

Advantages at a glance

Roll performance	● ● ● ● ●
Movement noise	● ● ● ○ ○
Attrition	● ● ● ● ○
Corrosion resistance	● ● ● ● ○

FURNITURE / RETAIL / SERVICE INDUSTRY

Interior design, medical furniture and service carts

Linea - 5941 and 594C Series

594C combined, also called dual-lock option for furniture, apparatus and more.
Electric-conductive version with XSP wheels and stainless steel options are available upon request. Load capacity tested to EN 12530 standard.

 **Load capacity (dynamic):** 100 - 130 kg

 **Temperature:** - 10 / + 40 °C

 **Overall height:** 118 - 170 mm













 **Wheel diameter:** 100 - 150 mm

Swivel Casters with directional lock



Swivel Caster with combined brake



Wheel diameter [mm]	Tread width [mm]	Center hole [mm]	Offset [mm]	Overall height [mm]	Load capacity [dynamic] [kg]	Order number
						
100	20	11	32	118	100	5941UAP100P30-11
100	20	13	32	118	100	5941UAP100P30-13
125	20	11	40	143	110	5941UAP125P30-11
125	20	13	40	143	110	5941UAP125P30-13
150	22	13	52	170	130	5941UAP150P30-13
						
125	20	11	40	143	110	594CUAP125P30-11
125	20	13	40	143	110	594CUAP125P30-13
150	22	13	52	170	130	594CUAP150P30-13

Color options



RAL 7001



RAL 9002



RAL 9011



R05 solid stem:
Available in various lengths.

Product description

- Frame made from high-grade synthetic material, precision ball bearing in swivel head. The wheel is made of Polyamide wheel center with Polyurethane tread and precision ball bearing.
- Available with R05 solid stem fittings.
- Standard colors are RAL 7001, RAL 9002 and RAL 9011.
- Available with Kick-pedals.

Advantages at a glance

Roll performance	● ● ● ● ●
Movement noise	● ● ● ○ ○
Attrition	● ● ● ● ○
Corrosion resistance	● ● ● ● ○

FURNITURE / RETAIL / SERVICE INDUSTRY

Interior design, medical furniture and service carts

Linea - 5940 Series with plate mount





Family of casters and wheels ideal for all applications, including furniture, medical devices, and more. Stainless steel and conductive versions available.
Load capacity tested according to EN 12530 standard.

 **Load capacity (dynamic):** 100 - 110 kg

 **Temperature:** - 10 / + 40 °C

 **Overall height:** 124 - 148 mm

 **Wheel diameter:** 100 - 125 mm

	Wheel diameter [mm]	Tread width [mm]	Plate size [mm]	Plate hole centers [mm]	Plate hole [mm]	Offset [mm]	Overall height [mm]	Load capacity (dynamic) [kg]	Order number
Swivel Casters 	100	20	95 x 70	76/72 x 52/44,5	11	32	124	100	5940UAP100P52
	125	20	95 x 70	76/72 x 52/44,5	11	40	148	110	5940UAP125P52
	100	20	77 x 67	61,5/56 x 51,5/46,5	8,5	32	124	100	5940UAP100P50
	125	20	77 x 67	61,5/56 x 51,5/46,5	8,5	40	148	110	5940UAP125P50
	150	20	77 x 67	61,5/56 x 51,5/46,5	8,5	52	175	130	5940UAP150P50
Swivel Casters with total lock 	100	20	95 x 70	76/72 x 52/44,5	11	32	124	100	5947UAP100P52
	125	20	95 x 70	76/72 x 52/44,5	11	40	148	110	5947UAP125P52
	100	20	77 x 67	61,5/56 x 51,5/46,5	8,5	32	124	100	5947UAP100P50
	125	20	77 x 67	61,5/56 x 51,5/46,5	8,5	40	148	110	5947UAP125P50
	150	20	77 x 67	61,5/56 x 51,5/46,5	8,5	52	175	130	5947UAP150P50
Swivel Casters with directional lock 	100	20	95 x 70	76/72 x 52/44,5	11	32	124	100	5941UAP100P52
	125	20	95 x 70	76/72 x 52/44,5	11	40	148	110	5941UAP125P52
	100	20	77 x 67	61,5/56 x 51,5/46,5	8,5	32	124	100	5941UAP100P50
	125	20	77 x 67	61,5/56 x 51,5/46,5	8,5	40	148	110	5941UAP125P50
	150	20	77 x 67	61,5/56 x 51,5/46,5	8,5	52	175	130	5947UAP150P50
Swivel Caster with combined lock 	125	20	77 x 67	61,5/56 x 51,5/46,5	8,5	40	148	110	594CUAP125P50
	125	20	95 x 70	76/72 x 52/44,5	11	40	148	110	594CUAP125P52
	125	20	90 x 75	75 x 50	11	40	148	130	594CUAP150P52

Color options



RAL 7001



RAL 9002

Product description

- Frame made from high-grade synthetic material, precision ball bearing in the swivel head. The UAP wheel is made of Polyamide with a Polyurethane tread and precision ball bearing.
- Standard colors include RAL 7001, RAL 9002.
- Various wheel options available.
- Standard brake pedal or Kick-pedal option.

Advantages at a glance

Roll performance	● ● ● ● ●
Movement noise	● ● ● ○ ○
Attrition	● ● ● ● ○
Corrosion resistance	● ● ● ● ○

FURNITURE / RETAIL / SERVICE INDUSTRY

Service and utility carts

Levina - 5380 Series in stainless steel






















Precision bearings, easy maneuverability and low maintenance. Load capacity tested according to EN 12530 standard. Electric conductive options are available.

 **Load capacity (dynamic):** 100 kg

 **Temperature:** - 10 / + 40 °C

 **Overall height:** 137 - 190 mm

 **Wheel diameter:** 100 - 150 mm

	Wheel diameter [mm]	Tread width [mm]	Center hole [mm]		Offset [mm]	Overall height [mm]	Load capacity [dynamic] [kg]		Order number
Swivel Casters									
	100	32	13		36	137	100		5380UAC100P30-13
	125	32	13		38	161	100		5380UAC125P30-13
	150	32	13		38	190	100		5380UAC150P30-13
Swivel Casters with total lock									
	100	32	13		36	137	100		5387UAC100P30-13
	125	32	13		38	161	100		5387UAC125P30-13
	150	32	13		38	190	100		5387UAC150P30-13
Swivel Casters with directional lock									
	100	32	13		36	137	100		5381UAC100P30-13
	125	32	13		38	161	100		5381UAC125P30-13
	150	32	13		38	190	100		5381UAC150P30-13



XL brake pedal:
extra long brake pedal available
only for our total lock version in
125mm wheel diameter.

Product description







- Housing and wheels are made from high grade synthetic material. Wheel center is made of Polyamide. Polyurethane tread, with integrated threadguards, stainless precision ball bearing, and blue passivated fittings.
- Various fittings including plates, solid and threaded stems, as well as custom fittings available.




Advantages at a glance




Roll performance	● ● ● ○ ○
Movement noise	● ● ● ● ○
Attrition	● ● ● ● ○
Corrosion resistance	● ● ● ● ●

ACCESSORIES AND FITTINGS

For casters with 10 mm and 11 mm
center hole diameter










Plate	Plate size [mm]	Plate hole centers [mm]	Plate hole [mm]	Overall height [mm]	Load capacity (dynamic) [kg]	Order number
						
	60 x 60	48/38 x 48/38	6,3	13.5	80	P40-60x60 / 10
	38 x 38	27 x 27	5	10	60	P41-38x38 / 10
	42 x 42	32 x 32	5	12	60	P41-42x42 / 10
	65 x 65	47/42 x 47/42	6	12	80	P41-65x65 / 10
	77 x 67	6,5/56x 51,5/46,5	8.5	12	80	P50-77x67
	95 x 70	76/72x52/44.5	11	12	80	P52-95x70
	60 x 60	48/38 x 48/38	6,3	13.5	80	P40-60x60 / 11
	42 x 42	32 x 32	5	12	80	P41-42x42 / 11
	65 x 65	47/42 x 47/42	6	12	100	P41-65x65 / 11

Threaded stem	Threaded stem [mm]				
					
	M 10 x 10	6	80	S70-10x10 / 10	
	M 10 x 15	6	80	S70-10x15 / 10	
	M 10 x 25	6	80	S70-10x25 / 10	
	M 10 x 35	6	80	S70-10x35 / 10	
	M 10 x 50	6	80	S70-10x50 / 10	
	M 8 x15	6	50	S70-8x15 / 10	
	5/16-18x5/8"	9	50	S70-5/16-18x5/8" / 10	
	1/2-13x1"	9	100	S70-1/2-13x1" / 10	
	3/8-16x1"	9	100	S70-3/8-16x1" / 10	
	M 8 x 25	6	100	S70-8x25 / 11	
	M 10 x 15	6	100	S70-10x15 / 11	
	M 10 x 25	6	100	S70-10x25 / 11	
	M 12 x 20	9	100	S70-12x20 / 11	
	5/16-18x5/8"	6	50	S70-5/16-18x5/8" / 11	
	3/8-16x1"	9	100	S70-3/8-16x1" / 11	
	1/2-13x1"	9	100	S70-1/2-13x1" / 11	

Grip-ring stem	Threaded stem [mm]				
					
	10 x 22	4.5	60	B10-10x22 / 10	
	11 x 20	4.5	60	B10-11x20 / 10	
	11 x 31	4.5	60	B10-11x31 / 10	
	11 x 22	4.5	60	B10-11x22 / 11	
	11 x 31	4	100	B10-11x31 / 11	




ACCESSORIES AND FITTINGS

Sockets for round and square tubing

	Bolt- \varnothing [mm]	Collar- \varnothing [mm]	Overall height [mm]	Load capacity (dynamic) [kg]	Order number
Sockets for tubes, round					
	19	21	36	40	R20-19x36 / 11
	20	21	36	40	R20-20x36 / 11
	22	25	36	40	R20-22x36 / 11
	23	26	36	40	R20-23x36 / 11
Sockets for tubes, square					
	22	24.5	36	40	R40-22x22 / 11
Socket for tubes, round, for wood furniture					
	15	30	36	40	H40-15 / 11

ACCESSORIES AND FITTINGS

Adapters and expandable fittings for round and square tubing

	Bolt length [mm]	Bolt-Ø [mm]	Expandable fitting-Ø [mm]	Order number
Adapter for tubes, square 	62	18		R48-22,5-Ø18
	60	22		R48-36-Ø22
	60	28		R48-36-Ø28
Expandable fitting, round 			19 - 21,5	R07-Ø19-21,5
			21,5 - 24	R07-Ø21,5-24
			24 - 27	R07-Ø24-27
			27 - 30	R07-Ø27-30
			31 - 35	R07-Ø31-35
			36 - 39	R07-Ø36-39
Expandable fitting, square 			21,5 - 24	R47-21,5-24
			24 - 27	R47-24-27
			27 - 30	R47-27-30
			32 - 35	R47-32-35
			36 - 40	R47-36-40



TENTE Linea - central locking system.

HEALTHCARE AND SAFETY

Medical devices, furniture and carts	36
Medical beds	44
Medical beds and stretchers	50
Central locking accessories	52

HEALTHCARE

Medical devices, furniture and carts

Levina - 5370 Series with plate mount




























Smooth tread increases equipment maneuverability and productivity.
Tested according to standard EN 12530.

 **Load capacity (dynamic):** 100 kg

 **Temperature:** - 10 / + 40 °C

 **Overall height:** 137 - 194 mm

 **Wheel diameter:** 100 - 150 mm

	Wheel diameter [mm]	Tread width [mm]	Plate size [mm]	Plate hole centers [mm]	Plate hole [mm]	Offset [mm]	Overall height [mm]	Load capacity (dynamic) [kg]	Order number
Swivel Casters									
	100	32	77 x 67	61,5/56 x 51,5/46,5	8,5	36	137	100	5370PJP100P50
	100	32	95 x 70	52/44,45 x 76/72	10	36	137	100	5370PJP100P52
	125	32	77 x 67	61,5/56 x 51,5/46,5	8,5	38	161	100	5370PJP125P50
	125	32	95 x 70	52/44,45 x 76/72	11	38	165	100	5370PJP125P52
	150	32	77 x 67	61,5/56 x 51,5/46,5	8,5	38	190	100	5370PJP150P50
	150	32	95 x 70	52/44,45 x 76/72	11	38	190	100	5370PJP150P52
Swivel Casters with total lock									
	100	32	77 x 67	61,5/56 x 51,5/46,5	8,5	36	137	100	5377PJP100P50
	100	32	95 x 70	52/44,45 x 76/72	11	36	137	100	5377PJP100P52
	125	32	77 x 67	61,5/56 x 51,5/46,5	8,5	38	161	100	5377PJP125P50
	125	32	95 x 70	52/44,45 x 76/72	11	38	165	100	5377PJP125P52
	150	32	77 x 67	61,5/56 x 51,5/46,5	8,5	38	190	100	5377PJP150P50
	150	32	95 x 70	52/44,45 x 76/72	11	38	194	100	5377PJP150P52
Swivel Casters with directional lock									
	100	32	77 x 67	61,5/56 x 51,5/46,5	8,5	36	137	100	5371PJP100P50
	100	32	95 x 70	52/44,45 x 76/72	11	36	137	100	5371PJP100P52
	125	32	77 x 67	61,5/56 x 51,5/46,5	8,5	38	161	100	5371PJP125P50
	125	32	95 x 70	52/44,45 x 76/72	11	38	161	100	5371PJP125P52
	150	32	77 x 67	61,5/56 x 51,5/46,5	8,5	38	190	100	5371PJP150P50
	150	32	95 x 70	52/44,45 x 76/72	11	38	190	100	5371PJP150P52



XL brake pedal:
extra long brake pedal available
only for our total lock version in
125mm wheel diameter.

Product description

- Housing and wheels made from high grade synthetic materials with integrated threadguards, precision ball bearing. PJP wheel is made of Polypropylene wheel center with grey, non-marking TENTEprene [thermoplastic rubber] tread.
- Available with UAP wheels, see pages 84-89 details.
- Grey brake pedal available only for the total lock version.
- XL brake pedal only available for the total lock and directional lock casters in 125mm diameter.

Advantages at a glance

Roll performance	● ● ● ● ●
Movement noise	● ● ● ● ●
Attrition	● ● ● ● ●
Corrosion resistance	● ● ● ● ●

HEALTHCARE

Medical devices, furniture and carts

Levina - 5370 Series with P30 single bolt hole






















Solid, strong construction with low maintenance requirements. Load capacity tested according to EN 12530 standard. Stainless steel version is available.

 **Load capacity (dynamic):** 100 kg

 **Temperature:** - 10 / + 40 °C

 **Overall height:** 137 - 190 mm

 **Wheel diameter:** 100 - 150 mm

	Wheel diameter [mm]	Tread width [mm]	Center hole [mm]	Offset [mm]	Overall height [mm]	Load capacity [dynamic] [kg]	Order number
Swivel Casters							
	100	32	13	36	137	100	5370PJP100P30-13
	125	32	13	38	161	100	5370PJP125P30-13
	150	32	13	38	190	100	5370PJP150P30-13
Swivel Casters with total lock							
	100	32	13	36	137	100	5377PJP100P30-13
	125	32	13	38	161	100	5377PJP125P30-13
	150	32	13	38	190	100	5377PJP150P30-13
Swivel Casters with directional lock							
	100	32	13	36	137	100	5371PJP100P30-13
	125	32	13	38	161	100	5371PJP125P30-13
	150	32	13	38	190	100	5371PJP150P30-13



XL brake pedal:
extra long brake pedal available
only for our total lock version in
125mm wheel diameter.

Product description

- Housing and wheels made from high grade synthetic materials with integrated threadguards, precision ball bearing and zinc-plated fittings. Wheel center made of Polypropylene with grey, non-marking TENTEprene [thermoplastic rubber] tread.
- See pages 86-91 for details on wheels UAP, XSP and others.
- Grey brake pedal available only for the total lock version.
- Fitting options include R05 solid stems, S70 and S59 threaded stems. See pages 31-33 for details.

Advantages at a glance





Roll performance	● ● ● ● ●
Movement noise	● ● ● ● ●
Attrition	● ● ● ● ●
Corrosion resistance	● ● ● ● ●




HEALTHCARE


Medical devices, furniture and carts

Levina - 5370 Series in electric conductive

Polyurethane tread and precision ball bearing for increased maneuverability. XSP wheel is electric conductive and non-marking. Load capacity tested according to EN 12530 standard.

-  **Load capacity (dynamic):** 100 kg
-  **Temperature:** - 10 / + 40 °C
-  **Overall height:** 137 - 161 mm
-  **Wheel diameter:** 100 - 125 mm

	Wheel diameter [mm]	Tread width [mm]	Center hole [mm]		Offset [mm]	Overall height [mm]	Load capacity [dynamic] [kg]	Order number	
Swivel Casters 	100	32	13		36	137	100	5370XSP100P30-13	
	125	32	13		38	161	100	5370XSP125P30-13	
Swivel Casters with total lock 	100	32	13		36	137	100	5377XSP100P30-13	
	125	32	13		38	161	100	5377XSP125P30-13	
Swivel Casters with directional lock 	100	32	13		36	137	100	5371XSP100P30-13	
	125	32	13		38	161	100	5371XSP125P30-13	



XL brake pedal:
extra long brake pedal available only for our total lock version in 125mm wheel diameter.

Product description

- Housing and wheels made from high grade synthetic materials with integrated threadguards and zinc plated fittings. Wheel center is made of Polyamide. Polyurethane tread and precision ball bearing for increased maneuverability.
- Various fittings are available, including plates, solid stems, threaded stems, and custom options.

Advantages at a glance

Roll performance	<div><div></div><div></div><div></div><div></div><div></div></div>
Movement noise	<div><div></div><div></div><div></div><div></div><div></div></div>
Attrition	<div><div></div><div></div><div></div><div></div><div></div></div>
Corrosion resistance	<div><div></div><div></div><div></div><div></div><div></div></div>

HEALTHCARE

Medical devices, furniture and carts

Levina - 5380 Series in stainless steel







Precision bearings, easy maneuverability and low maintenance. Load capacity tested according to EN 12530 standard. Electric conductive options are available.

 **Load capacity (dynamic):** 100 kg

 **Temperature:** - 10 / + 40 °C

 **Overall height:** 137 - 190 mm

 **Wheel diameter:** 100 - 150 mm

	Wheel diameter [mm]	Tread width [mm]	Center hole [mm]		Offset [mm]	Overall height [mm]	Load capacity [dynamic] [kg]	Order number
Swivel Casters								
	100	32	13		36	137	100	5380UAC100P30-13
	125	32	13		38	161	100	5380UAC125P30-13
	150	32	13		38	190	100	5380UAC150P30-13
Swivel Casters with total lock								
	100	32	13		36	137	100	5387UAC100P30-13
	125	32	13		38	161	100	5387UAC125P30-13
	150	32	13		38	190	100	5387UAC150P30-13
Swivel Casters with directional lock								
	100	32	13		36	137	100	5381UAC100P30-13
	125	32	13		38	161	100	5381UAC125P30-13
	150	32	13		38	190	100	5381UAC150P30-13



XL brake pedal:
extra long brake pedal available only for our total lock version in 125mm wheel diameter.

Product description

- Housing and wheels are made from high grade synthetic material. Wheel center is made of Polyamide. Polyurethane tread, with integrated threadguards, stainless precision ball bearing, and blue passivated fittings.
- Various fittings including plates, solid and threaded stems, as well as custom fittings available.
- Use the XSC wheel for electric conductive version. See pages 86-91 for details.

Advantages at a glance

Roll performance	● ● ● ○ ○
Movement noise	● ● ● ● ○
Attrition	● ● ● ● ○
Corrosion resistance	● ● ● ● ●

HEALTHCARE

Medical devices, furniture and carts

Linea safety - 592D and 594D Series



Automatic locking system prevents unintentional movement of your equipment. Ideal solution for computer carts, pharmaceutical carts, high-chairs for children, rolling file cabinets and more. The automatic locking system prevents unintentional movement.

Load capacity (dynamic): 100 kg

Temperature: - 20 / + 60 °C

Overall height: 75.5 - 100 mm

Wheel diameter: 75 - 100 mm

	Wheel diameter [mm]	Tread width [mm]	Center hole [mm]	Offset [mm]	Overall height [mm]	Load capacity (dynamic) [kg]	Order number	
Swivel casters with dead man (safety) lock 								
	75	15	10	23	75.5	100	592DUAP075L51-10	
	100	20	11	32	100	100	592DUAP100L51-11	
Swivel casters with dead man (safety) lock 								
	100	20	11	32	129	100	594DUAP100S70-M12x25	

Color options

- RAL 7001
- RAL 9002



Safety feature:
Reduced risk of accidents. The casters start rolling only when a lever or handle is activated by the user.

Product description

- Swivel caster with automatic locking system to prevent unintended movement. Housing is made of Polyamide, for furniture fittings. Wheel center is made of Polyamide. Polyurethane tread with a precision ball bearing.
- Use with standard 5920 swivel casters.
- Standard colors are RAL 7001 and RAL 9002.
- LINEA safety casters are available only with special S70 threaded stems and P41 plates.

Advantages at a glance

Roll performance	● ● ● ○ ○
Movement noise	● ● ● ○ ○
Attrition	● ● ● ○ ○
Corrosion resistance	● ● ● ● ○

HEALTHCARE

Medical devices, furniture and carts

Linea - 5940 Series






















Improved handling and rolling properties. For institutional and medical applications. Easy to mount, increase efficiency. Electric-conductive version with XSP wheels and stainless steel options are available. Load capacity tested according to EN 12530 standard.

 **Load capacity (dynamic):** 100 - 130 kg

 **Temperature:** - 10 / + 40 °C

 **Overall height:** 118 - 170 mm

 **Wheel diameter:** 100 - 150 mm

	Wheel diameter [mm]	Tread width [mm]	Center hole [mm]		Offset [mm]	Overall height [mm]	Load capacity [dynamic] [kg]		Order number
Swivel Casters									
	100	20	11		32	118	100		5940UAP100P30-11
	100	20	13		32	118	100		5940UAP100P30-13
	125	20	11		40	143	110		5940UAP125P30-11
	125	20	13		40	143	110		5940UAP125P30-13
	150	22	13		52	170	130		5940UAP150P30-13
Swivel Casters with total lock									
	100	20	11		32	118	100		5947UAP100P30-11
	100	20	13		32	118	100		5947UAP100P30-13
	125	20	11		40	143	110		5947UAP125P30-11
	125	20	13		40	143	110		5947UAP125P30-13
	150	22	13		52	170	130		5947UAP150P30-13
Swivel Casters with directional lock									
	100	20	11		32	118	100		5941UAP100P30-11
	100	20	13		32	118	100		5941UAP100P30-13
	125	20	11		40	143	110		5941UAP125P30-11
	125	20	13		40	143	110		5941UAP125P30-13
	150	22	13		52	170	130		5941UAP150P30-13

Color options

 RAL 7001





 RAL 9002

 RAL 9011

Product description

- Frame made from high-grade synthetic material, precision ball bearing in swivel head. The wheel is made of Polyamide wheel center with Polyurethane tread and precision ball bearing.
- Standard colors: RAL 7001, RAL 9002 and RAL 9011.

Advantages at a glance

Roll performance	
Movement noise	
Attrition	
Corrosion resistance	

HEALTHCARE

Medical devices, furniture and carts

Linea - 5941 Directional lock and 594C Dual lock Series

Combined, also called dual-lock option and 5941 directional lock improve handling. Ideal for furniture, apparatus and more. Electric-conductive version with XSP wheels and stainless steel options are available upon request. Load capacity tested to EN 12530 standard.

 **Load capacity (dynamic):** 100 - 130 kg

 **Temperature:** - 10 / + 40 °C

 **Overall height:** 118 - 170 mm

 **Wheel diameter:** 100 - 150 mm

Swivel Casters with directional lock



Swivel Caster with combined brake



	Wheel diameter [mm]	Tread width [mm]	Center hole [mm]	Offset [mm]	Overall height [mm]	Load capacity [dynamic] [kg]	Order number
Swivel Casters with directional lock	100	20	11	32	118	100	5941UAP100P30-11
	100	20	13	32	118	100	5941UAP100P30-13
	125	20	11	40	143	110	5941UAP125P30-11
	125	20	13	40	143	110	5941UAP125P30-13
	150	22	13	52	170	130	5941UAP150P30-13
Swivel Caster with combined brake	125	20	11	40	143	110	594CUAP125P30-11
	125	20	13	40	143	110	594CUAP125P30-13
	150	22	13	52	170	130	594CUAP150P30-13

Color options



R05 solid stem:
Available in various lengths.

Product description

- Frame made from high-grade synthetic material, precision ball bearing in swivel head. The wheel is made of Polyamide wheel center with Polyurethane tread and precision ball bearing.
- Available with R05 solid stem fittings.
- Standard colors are RAL 7001, RAL 9002 and RAL 9011.
- Available with Kick-pedals.

Advantages at a glance

Roll performance	● ● ● ● ●
Movement noise	● ● ● ○ ○
Attrition	● ● ● ● ○
Corrosion resistance	● ● ● ● ○

HEALTHCARE

Medical devices, furniture and carts

Linea - 5940 Series





































Universal caster provides sleek design features. Stainless steel and conductive versions available. Load capacity tested according to EN 12530 standard.

 **Load capacity (dynamic):** 100 - 110 kg

 **Temperature:** - 10 / + 40 °C

 **Overall height:** 124 - 148 mm

 **Wheel diameter:** 100 - 125 mm

	Wheel diameter [mm]	Tread width [mm]	Plate size [mm]	Plate hole centers [mm]	Plate hole [mm]	Offset [mm]	Overall height [mm]	Load capacity (dynamic) [kg]		Order number
Swivel Casters 										
	100	20	95 x 70	76/72 x 52/44,5	11	32	124	100		5940UAP100P52
	125	20	95 x 70	76/72 x 52/44,5	11	40	148	110		5940UAP125P52
	100	20	77 x 67	61,5/56 x 51,5/46,5	8,5	32	124	100		5940UAP100P50
	125	20	77 x 67	61,5/56 x 51,5/46,5	8,5	40	148	110		5940UAP125P50
	150	20	77 x 67	61,5/56 x 51,5/46,5	8,5	52	175	130		5940UAP150P50
Swivel Casters with total lock 										
	100	20	95 x 70	76/72 x 52/44,5	11	32	124	100		5947UAP100P52
	125	20	95 x 70	76/72 x 52/44,5	11	40	148	110		5947UAP125P52
	100	20	77 x 67	61,5/56 x 51,5/46,5	8,5	32	124	100		5947UAP100P50
	125	20	77 x 67	61,5/56 x 51,5/46,5	8,5	40	148	110		5947UAP125P50
	150	20	77 x 67	61,5/56 x 51,5/46,5	8,5	52	175	130		5947UAP150P50
Swivel Casters with directional lock 										
	100	20	95 x 70	76/72 x 52/44,5	11	32	124	100		5941UAP100P52
	125	20	95 x 70	76/72 x 52/44,5	11	40	148	110		5941UAP125P52
	100	20	77 x 67	61,5/56 x 51,5/46,5	8,5	32	124	100		5941UAP100P50
	125	20	77 x 67	61,5/56 x 51,5/46,5	8,5	40	148	110		5941UAP125P50
	150	20	77 x 67	61,5/56 x 51,5/46,5	8,5	52	175	130		5947UAP150P50
Swivel Caster with combined lock 										
	125	20	77 x 67	61,5/56 x 51,5/46,5	8,5	40	148	110		594CUAP125P50
	125	20	95 x 70	76/72 x 52/44,5	11	40	148	110		594CUAP125P52
	125	20	90 x 75	75 x 50	11	40	148	130		594CUAP150P52

Color options



RAL 7001



RAL 9002

Product description

- Frame made from high-grade synthetic material, precision ball bearing in the swivel head. The UAP wheel is made of Polyamide with a Polyurethane tread and precision ball bearing.
- Standard colors include RAL 7001, RAL 9002.
- Various wheel options available.
- Standard brake pedal or Kick-pedal option.

Advantages at a glance

Roll performance	● ● ● ● ●
Movement noise	● ● ● ○ ○
Attrition	● ● ● ● ○
Corrosion resistance	● ● ● ● ○

HEALTHCARE

Medical beds

Linea - 5940 Series with central locking system

























Efficient and secure central locking system. Improve safety for staff and patients. The 5944 and 5946 versions are used in central locking systems. Stainless steel version is available. Load capacity tested according to EN 12531.

 **Load capacity (dynamic):** 150 kg

 **Temperature:** - 20 / + 80 °C

 **Overall height:** 130 - 175 mm

 **Wheel diameter:** 125 - 150 mm

	Wheel diameter [mm]	Tread width [mm]		Bolt-Ø [mm]	Bolt length [mm]	Offset [mm]	Overall height [mm]	Load capacity [dynamic] [kg]	Order number
Swivel Casters									
	125	15		32	45	40	130	150	5940UAP125R05-32
	150	15		32	45	47.5	155	150	5940UAP150R05-32
Swivel Casters with central, total or directional lock									
	125	15		32	50	40	130	150	5944UAP125R36-32S300H130 4xM6
	125	15		32	50	40	150	150	5944UAP125R36-32S300H150 4xM6
	150	15		32	50	47.5	155	150	5944UAP150R36-32S300H155 4xM6
	150	15		32	50	47.5	175	150	5944UAP150R36-32S300H175 4xM6
Swivel Casters with central-, total lock									
	125	15		32	50	40	130	150	5946UAP125R36-32S300H130 4xM6
	125	15		32	50	40	150	150	5946UAP125R36-32S300H150 4xM6
	150	15		32	50	47.5	155	150	5946UAP150R36-32S300H155 4xM6
	150	15		32	50	47.5	175	150	5946UAP150R36-32S300H175 4xM6

Color options



RAL 7001



RAL 9002



CABLE CATCHER optional
Request cable catcher "CC"

Product description

- Swivel caster with central, total or directional lock. Housing made of Polyamide, precision ball bearing in swivel head, stem with cam hole for profile bars, short version. Wheel center is made of Polyamide. Polyurethane tread with precision ball bearing.
- Standard colors: RAL 7001 and RAL 9002. Custom color caps available.
- See pages 52-53 for central locking system accessories.
- Available with "CC" Cable Catcher to move quickly and safely.

Advantages at a glance





Roll performance	● ● ● ● ●
Movement noise	● ● ● ○ ○
Attrition	● ● ● ● ○
Corrosion resistance	● ● ● ● ○

















HEALTHCARE

Medical beds

Linea - 5940 Series with central locking system

Efficient and secure central locking system. Improve safety for staff and patients.
The 5944 and 5946 versions are used in central locking systems. Available in stainless steel.

-  **Load capacity (dynamic):** 150 kg
-  **Temperature:** - 20 / + 80 °C
-  **Overall height:** 130 - 155 mm
-  **Wheel diameter:** 125 - 150 mm

	Wheel diameter [mm]	Tread width [mm]		Bolt-Ø [mm]	Bolt length [mm]	Offset [mm]	Overall height [mm]	Load capacity [dynamic] [kg]	Order number
									
	125	15		32	42	40	130	150	5944UAP125R36-34XS S30
	150	15		32	42	47.5	155	150	5944UAP150R36-34XS S30
									
	125	15		32	42	40	130	150	5946UAP125R36-34XS S30
	150	15		32	42	47.5	155	150	5946UAP150R36-34XS S30

Color options



RAL 7001







RAL 9002

Product description

- Swivel caster with central-, total-, or directional lock. The housing is made of Polyamide. Precision ball bearing in swivel head, stem with cam hole for profile bars, short version. Wheel center made of Polyamide. Tread is made of Polyurethane. Precision ball bearing.
- Standard colors: RAL 7001 and RAL 9002. Custom color caps available.
- See pages 52-53 for central locking system accessories.

Advantages at a glance

Roll performance	
Movement noise	
Attrition	
Corrosion resistance	

HEALTHCARE

Medical beds

Integral - 2040 Series with central locking system

























Efficient and secure central locking system. Improve safety for staff and patients. Use UAX or XSX wheels with sealed precision ball bearings for washable versions. Load capacity tested to EN 12531.

 **Load capacity (dynamic):** 150 kg

 **Temperature:** - 30 / + 80 °C

 **Overall height:** 158 - 229 mm





 **Wheel diameter:** 125 - 200 mm

	Wheel diameter [mm]	Tread width [mm]		Bolt-Ø [mm]	Bolt length [mm]	Offset [mm]	Overall height [mm]	Load capacity [dynamic] [kg]	Order number
Swivel Casters									
	125	32		28	45	35	158	150	2040UAP125R05-28
	150	32		28	45	40	183	150	2040UAP150R05-28
	200	35		28	45	60	229	150	2040UAX200R05-28
Swivel Casters with central, total or directional lock									
	125	32		28	96	35	158	150	2044UAP125R26-28S45 4xM8
	150	32		28	96	40	183	150	2044UAP150R26-28S45 4xM8
	200	35		28	96	60	229	150	2044UAX200R26-28S45 4xM8
Swivel Casters with central-, total lock									
	150	32		28	96	40	183	150	2046UAP150R26-28S45 4xM8
	125	32		28	96	35	158	150	2046UAP125R26-28S45 4xM8
	200	35		28	96	60	229	150	2046UAX200R26-28S45 4xM8

Product description

- Swivel caster with central, total or directional lock, frame made of pressed steel, precision ball bearing in swivel head and wheel. Housing cover made of synthetic plastics. Stem with cam hole for profile bars. Wheel center is made of Polyamide. Polyurethane tread. Precision ball bearing.
- See pages 52-53 for central locking system accessories.

Advantages at a glance





Roll performance	
Movement noise	
Attrition	
Corrosion resistance	

























HEALTHCARE

Medical beds

Integral - 2040 Series with central locking system

Efficient and secure central locking system. Improve safety for staff and patients. Hospital bed casters with central locking system. Electric conductive XSX wheels available. Load capacity tested according to EN 12531 standard.

-  **Load capacity (dynamic):** 150 kg
-  **Temperature:** - 30 / + 80 °C
-  **Overall height:** 158 - 229 mm
-  **Wheel diameter:** 125 - 200 mm

	Wheel diameter [mm]	Tread width [mm]		Bolt-Ø [mm]	Bolt length [mm]	Offset [mm]	Overall height [mm]	Load capacity [dynamic] [kg]	Order number
Swivel Casters									
	125	32		32	45	35	158	150	2040UAP125R05-32
	150	32		32	45	40	183	150	2040UAP150R05-32
	200	35		32	45	60	229	150	2040UAX200R05-32
Swivel Casters with central, total or directional lock									
	125	32		32	50	35	158	150	2044UAP125R36-32S30 4xM6
	150	32		32	50	40	183	150	2044UAP150R36-32S30 4xM6
	200	35		32	50	60	229	150	2044UAX200R36-32S30 4xM6
Swivel Casters with central-, total lock									
	125	32		32	50	35	158	150	2046UAP125R36-32S30 4xM6
	150	32		32	50	40	183	150	2046UAP150R36-32S30 4xM6
	200	35		32	50	60	229	150	2046UAX200R36-32S30 4xM6

Product description

- Swivel caster with central, total or directional lock, frame made of pressed steel, precision ball bearing in swivel head and wheel. Housing cover made of synthetic plastics. Stem with cam hole for profile bars. Wheel center is made of Polyamide. Polyurethane tread. Precision ball bearing.
- See pages 52-53 for central locking system accessories.

Advantages at a glance





Roll performance	<div><div></div><div></div><div></div><div></div><div></div></div>
Movement noise	<div><div></div><div></div><div></div><div></div><div></div></div>
Attrition	<div><div></div><div></div><div></div><div></div><div></div></div>
Corrosion resistance	<div><div></div><div></div><div></div><div></div><div></div></div>

























HEALTHCARE

Medical beds

Integral twin - 2940 Series with central locking system

Secure twin-wheel operation. Central locking system provides safe and reliable operation. USX and USC available for stainless steel and conductive versions.

-  **Load capacity (dynamic):** 125 - 150 kg
-  **Temperature:** - 30 / + 80 °C
-  **Overall height:** 129 - 175 mm
-  **Wheel diameter:** 100 - 150 mm

	Wheel diameter [mm]	Tread width [mm]		Bolt-Ø [mm]	Bolt length [mm]	Offset [mm]	Overall height [mm]	Load capacity [dynamic] [kg]	Order number
Swivel Casters									
	100	15		32	45	31	129	125	2940UAP100R05-32
	125	12		32	45	37.5	150	125	2940UAP125R05-32
	150	15		32	45	45	175	150	2940UAP150R05-32
Swivel Casters with central, total or directional lock									
	100	15		32	50	31	129	125	2944UAP100R36-32S30 4xM6
	125	12		32	50	37.5	150	125	2944UAP125R36-32S30 4xM6
	150	15		32	50	45	175	150	2944UAP150R36-32S30 4xM6
Swivel Casters with central-, total lock									
	100	15		28	96	31	129	125	2946UAP100R26-28S45 4xM8
	100	15		32	50	31	129	125	2946UAP100R36-32S30 4xM6
	125	12		32	50	37.5	150	125	2946UAP125R36-32S30 4xM6
	150	15		32	50	45	175	150	2946UAP150R36-32S30 4xM6

Product description

- Swivel caster with central, total or directional lock, frame made of pressed steel, precision ball bearing in swivel head and synthetic cover for the housing. Stem with cam hole for profile bars, short version. Wheel center is made of Polyamide with Polyurethane tread. Precision ball bearing.
- See pages 52-53 for central locking system accessories.

Advantages at a glance





Roll performance	<div><div></div><div></div><div></div><div></div><div></div></div>
Movement noise	<div><div></div><div></div><div></div><div></div><div></div></div>
Attrition	<div><div></div><div></div><div></div><div></div><div></div></div>
Corrosion resistance	<div><div></div><div></div><div></div><div></div><div></div></div>

























HEALTHCARE

Medical beds

Integral twin - Series 2940 with central locking system

Hospital bed casters with optional clip imprint. USX and USC wheels available for stainless steel and conductive versions.

-  **Load capacity (dynamic):** 125 - 150 kg
-  **Temperature:** - 30 / + 80 °C
-  **Overall height:** 129 - 175 mm
-  **Wheel diameter:** 100 - 150 mm

	Wheel diameter [mm]	Tread width [mm]		Bolt-Ø [mm]	Bolt length [mm]	Offset [mm]	Overall height [mm]	Load capacity [dynamic] [kg]	Order number
Swivel Casters									
	100	15		28	45	31	129	125	2940UAP100R05-28
	125	12		28	45	37.5	150	125	2940UAP125R05-28
	150	15		28	45	45	175	150	2940UAP150R05-28
Swivel Casters with central, total or directional lock									
	100	15		28	96	31	129	125	2944UAP100R26-28S45 4xM8
	125	12		28	96	37.5	150	125	2944UAP125R26-28S45 4xM8
	150	15		28	96	45	175	150	2944UAP150R26-28S45 4xM8
Swivel Casters with central-, total lock									
	100	15		28	96	31	129	125	2946UAP100R26-28S45 4xM8
	125	12		28	96	37.5	150	125	2946UAP125R26-28S45 4xM8
	150	15		28	96	45	175	150	2946UAP150R26-28S45 4xM8

Product description

- Swivel caster with central, total or directional lock, frame made of pressed steel, precision ball bearing in swivel head. Synthetic housing cover, stem with cam hole for profile bars. Wheel center made of Polyamide. Polyurethane tread and precision ball bearing.
- See pages 52-53 for central locking system accessories.

Advantages at a glance





Roll performance	<div><div></div><div></div><div></div><div></div><div></div></div>
Movement noise	<div><div></div><div></div><div></div><div></div><div></div></div>
Attrition	<div><div></div><div></div><div></div><div></div><div></div></div>
Corrosion resistance	<div><div></div><div></div><div></div><div></div><div></div></div>

























HEALTHCARE

Medical beds and stretchers

Agila - 2440 Series with central locking system

Hospital stretchers, beds, operating room tables, utility tables, medical and institutional applications.

-  **Load capacity (dynamic):** 100 - 150 kg
-  **Temperature:** - 40 / + 80 °C
-  **Overall height:** 168.5 - 240 mm
-  **Wheel diameter:** 125 - 200 mm

	Wheel diameter [mm]	Tread width [mm]		Bolt-Ø [mm]	Bolt length [mm]	Offset [mm]	Overall height [mm]	Load capacity [dynamic] [kg]	Order number
Swivel Casters									
	125	32		28	45	43	170	150	2440UAP125R05-28
	150	32		28	45	50	193	150	2440UAP150R05-28
	200	32		28	45	62	240	150	2440UAP200R05-28
Swivel Casters with central, total or directional lock									
	125	32		28	96	43	168.5	100	2444UAP125R26-28S
	150	32		28	96	50	193	150	2444UAP150R26-28S
	200	32		28	96	62	240	150	2444UAP200R26-28S
Swivel Casters with central-, total lock									
	125	32		28	96	43	168.5	100	2446UAP125R26-28S
	150	32		28	96	50	193	150	2446UAP150R26-28
	200	32		28	96	62	240	150	2446UAP200R26-28S

Product description

- Swivel caster, with central, total or directional lock, housing made of pressed steel, zinc plated, blue passivated, covered precision swivel bearing, hardened balls and tracks, bearing sleeve welded to fork, wheel axle with nut, solid stem fitting. Wheel center made of Polyamide. Polyurethane tread. Precision ball bearing, with threadguards.
- See pages 52-53 for central locking system accessories.

Advantages at a glance





Roll performance	<div><div></div><div></div><div></div><div></div><div></div></div>
Movement noise	<div><div></div><div></div><div></div><div></div><div></div></div>
Attrition	<div><div></div><div></div><div></div><div></div><div></div></div>
Corrosion resistance	<div><div></div><div></div><div></div><div></div><div></div></div>

























HEALTHCARE

Medical beds and stretchers

Series 2440 with central locking system

Hospital stretchers, beds, operating room tables and utility tables.
 XSP wheels available for electric conductive applications. Powder coated
 custom colors available to match your equipment or brand colors.

-  **Load capacity (dynamic):** 100 - 150 kg
-  **Temperature:** - 40 / + 80 °C
-  **Overall height:** 168.5 - 240 mm
-  **Wheel diameter:** 125 - 200 mm

	Wheel diameter [mm]	Tread width [mm]		Bolt-Ø [mm]	Bolt length [mm]	Offset [mm]	Overall height [mm]	Load capacity [dynamic] [kg]		Order number
Swivel Casters										
	125	32		32	50	43	170	150		2440UAP125R05-32
	150	32		32	50	50	193	150		2440UAP150R05-32
	200	32		32	50	62	240	150		2440UAP200R05-32
Swivel Casters with central, total or directional lock										
	125	32		36	32	43	168.5	100		2444UAP125R36-32S
	150	32		36	32	50	193	150		2444UAP150R36-32S
	200	32		36	32	62	240	150		2444UAP200R36-32S
Swivel Casters with central-, total lock										
	125	32		36	32	43	168.5	100		2446UAP125R36-32S
	150	32		36	32	50	193	150		2446UAP150R36-32S
	200	32		32	50	62	240	150		2446UAP200R36-32S

Product description

- Swivel caster, with central, total or directional lock, housing made of pressed steel, zinc plated, blue passivated, covered precision swivel bearing, bearing sleeve welded to fork, wheel axle with nut, stem with cam hole for profile bars, short version. Wheel center made of Polyamide. Polyurethane tread. Precision ball bearing, with threadguards.
- See pages 52-53 for central locking system accessories.




Advantages at a glance

Roll performance	<div><div></div><div></div><div></div><div></div><div></div></div>
Movement noise	<div><div></div><div></div><div></div><div></div><div></div></div>
Attrition	<div><div></div><div></div><div></div><div></div><div></div></div>
Corrosion resistance	<div><div></div><div></div><div></div><div></div><div></div></div>

HEALTHCARE / CENTRAL LOCKING ACCESSORIES

Lever pedals


Lever pedals for central locking systems. Made of fiber-glass reinforced Polyamide. Lever pedals will be delivered with a stainless steel screw. Standard lever pedal colors are grey and silver.

	Order number	
Double lever pedal		
	Double Lever pedal 30 - grey	
	Double Lever pedal 45 left - grey	
	Double Lever pedal 45 right - grey	
	Double Lever pedal 30 - silver	
	Double Lever pedal 45 left - silver	
	Double Lever pedal 45 right - silver	
Lever pedal		
	Lever pedal 30 - grey	
	Lever pedal 45 left - grey	
	Lever pedal 45 right - grey	
	Lever pedal 30 - silver	
	Lever pedal 45 left - silver	
	Lever pedal 45 right - silver	
Lever pedal 180		
	Lever pedal 180 30 - grey	
	Lever pedal 180 30 - silver	

Lever pedal plug options



red



green



black

HEALTHCARE / CENTRAL LOCKING ACCESSORIES

Change levers - adapters - bearing bush

Accessories and assembly notice for central locking systems

Adapter



Adapter to accept round, customer made lever.

Change lever 24



Change lever 28



Change lever 65



Change lever to transfer the function to the casters.


Bearing Bush



Bearing bush to support profile steel bars.

Assembly notice

- All casters will be supplied with an easily removable plastic alignment pin in the fitting hole. This pin should not be removed until immediately prior to assembly of the caster, this ensures factory adjustments are not accidentally changed.
- Bed casters can be adjusted at time of shipping and after long-term use, as needed.



Move heavy loads quickly and efficiently with TENTE Alpha caster series.

LOGISTICS, WAREHOUSING AND FACTORY

Light transport equipment, tables and racks	56
Heavy transport equipment, machinery and racking	79

LOGISTICS / WAREHOUSING / FACTORY

Light transport equipment, tables and racks

Agila twin - 2970 Series with plate



















Twin wheel construction offers increased maneuverability and ease of handling. Ideal for carts, cases, lightweight transport, cabinetry, furniture and more.

 **Load capacity (dynamic):** 100 kg

 **Temperature:** - 20 / + 60 °C

 **Overall height:** 102 mm





















 **Wheel diameter:** 75 mm

	Wheel diameter [mm]	Tread width [mm]	Plate size [mm]	Plate hole centers [mm]	Plate hole [mm]	Offset [mm]	Overall height [mm]	Load capacity (dynamic) [kg]	Order number
Swivel Casters	 75	 25	 77 x 67	 61,5/56 x 51,5/46,5	 8,5	 31.4	 102	 100	2970PJP075P50
									
Swivel Casters with total lock	 75	 25	 77 x 67	 61,5/56 x 51,5/46,5	 8,5	 31.4	 102	 100	2977PJP075P50
									

Product description

- Housing made of pressed steel, zinc plated, blue passivated, double ball bearing swivel head, wheel axle with nut and plate fitting. Polypropylene wheel center. Grey, non-marking tread, TENTEprene thermoplastic rubber with a precision ball bearing and threadguards.
- Available in 50 mm and 75 mm wheel diameter depending on the wheel type.
- Wheel options for the 75mm wheel diameter version include: PJI, PJP, DIP and DIK. See pages 86-91 for wheel options.
- Wheel brake version 2975 available upon request.

Advantages at a glance

Roll performance	    
Movement noise	    
Attrition	    
Corrosion resistance	    















LOGISTICS / WAREHOUSING / FACTORY

Light transport equipment, tables and racks

Agila - 2970 Series with single bolt hole

Twin wheel construction offers increased maneuverability and ease of handling. Ideal for carts, cases, lightweight transport, in-flight catering carts, cabinets, file cabinets, furniture and more. Load capacity tested to EN 12530 standard.





-  **Load capacity (dynamic):** 100 kg
-  **Temperature:** - 20 / + 60 °C
-  **Overall height:** 99 mm
-  **Wheel diameter:** 75 mm

	Wheel diameter [mm]	Tread width [mm]	Center hole [mm]		Offset [mm]	Overall height [mm]	Load capacity [dynamic] [kg]		Order number
Swivel Casters	 75	 25	 10		 31.4	 99	 100		2970PJP075P30-10
									
Swivel Casters with total lock	 75	 25	 10		 31.4	 99	 100		2977PJP075P30-10
									

Product description

- Housing is made of pressed steel, zinc plated, blue passivated, double ball bearing swivel head, wheel axle with nut, single bolt hole. Wheel center is made of Polypropylene. Tread is made of grey, non-marking, TENTEprene thermoplastic rubber. Precision ball bearing and threadguards.
- See pages 86-91 for details on wheels.

Advantages at a glance

Roll performance	
Movement noise	
Attrition	
Corrosion resistance	




LOGISTICS / WAREHOUSING / FACTORY

Light transport equipment, tables and racks

Agila - 1470 Series

Easy to reach brake pedal. Ideal for light weight cabinets, roll containers.

- Load capacity (dynamic):** 40 - 60 kg
- Temperature:** - 20 / + 60 °C
- Overall height:** 70 - 100 mm
- Wheel diameter:** 50 - 75 mm

	Wheel diameter [mm]	Tread width [mm]	Plate size [mm]	Plate hole centers [mm]	Plate hole [mm]	Offset [mm]	Overall height [mm]	Load capacity (dynamic) [kg]	Order number
Swivel Casters 	50	19	60 x 60	48/38 x 48/38	6,3	25	70	40	1470PAO050P40
	75	25	60 x 60	48/38 x 48/38	6,3	25	100	60	1470PAO075P40
Swivel Casters with wheel brake 	50	19	60 x 60	48/38 x 48/38	6,3	25	70	40	1475PAO050P40
Swivel Casters with total lock 	75	25	60 x 60	48/38 x 48/38	6,3	25	100	60	1477PAO075P40

Product description

- Housing made of pressed steel, zinc plated, with double ball bearing swivel head, and plate fitting. The wheel is made of Polypropylene with Polyurethane tread and a plain bearing.
- See pages 86-91 for additional wheel options.

Advantages at a glance





Roll performance	<div><div></div><div></div><div></div><div></div><div></div></div>
Movement noise	<div><div></div><div></div><div></div><div></div><div></div></div>
Attrition	<div><div></div><div></div><div></div><div></div><div></div></div>
Corrosion resistance	<div><div></div><div></div><div></div><div></div><div></div></div>












LOGISTICS / WAREHOUSING / FACTORY

Light transport equipment, tables and racks

Agila - 1470 Series

Strong and robust construction provides support.





-  **Load capacity (dynamic):** 75 kg
-  **Temperature:** - 20 / + 60 °C
-  **Overall height:** 125 mm
-  **Wheel diameter:** 100 mm

		 Tread width [mm]	 Plate size [mm]	 Plate hole centers [mm]	 Plate hole [mm]	 Offset [mm]	 Overall height [mm]	 Load capacity (dynamic) [kg]		Order number	
Swivel Casters		100	25	95 x 70	52/44,45 x 76/72	10	28	125	75	1470PAO100P52	
Swivel Casters with total lock		100	25	95 x 70	52/44,45 x 76/72	10	28	125	75	1477PAO100P52	
Rigid Caster		100	25	95 x 70	52/44,45 x 76/72	10		125	75	1478PAO100P52	

Product description

- Housing made of pressed steel, zinc plated, with double ball bearing swivel head, and plate fitting. The wheel is made of Polypropylene with Polyurethane tread and a plain bearing.
- See pages 86-91 for additional wheel options.
- Depending on size, the actual product may look slightly different then the images above.

Advantages at a glance

Roll performance	
Movement noise	
Attrition	
Corrosion resistance	

LOGISTICS / WAREHOUSING / FACTORY

Light transport equipment, tables and racks

Agila - 1470 Series






















Universal use caster. Easy to mount and retrofit. For smaller mobile carts, cabinets, shelving, small lightweight equipment.

 **Load capacity (dynamic):** 40 - 60 kg

 **Temperature:** - 20 / + 60 °C

 **Overall height:** 70 - 100 mm





 **Wheel diameter:** 50 - 75 mm

	Wheel diameter [mm]	Tread width [mm]	Center hole [mm]		Offset [mm]	Overall height [mm]	Load capacity [dynamic] [kg]	Order number
Swivel Casters								
	50	19	11		25	70	40	1470PAO050P30-11
	75	25	11		25	100	60	1470PAO075P30-11
Swivel Casters with wheel brake								
	50	19	11		25	70	40	1475PAO050P30-11
Swivel Casters with total lock								
	75	19	11		25	70	40	1477PAO075P30-11

Product description

- Housing made of pressed steel, zinc plated, with double ball bearing swivel head, and plate fitting. The wheel is made of Polypropylene with Polyurethane tread and a plain bearing.
- See pages 86-91 for additional wheel options.

Advantages at a glance

Roll performance	
Movement noise	
Attrition	
Corrosion resistance	

LOGISTICS / WAREHOUSING / FACTORY

Light transport equipment, tables and racks

Agila - 1470 Series















Universal use caster. Easy to mount and retrofit. 4 inch option for apparatus, carts, lightweight transport equipment.

 **Load capacity (dynamic):** 70 - 75 kg

 **Temperature:** - 20 / + 60 °C

 **Overall height:** 125 mm

 **Wheel diameter:** 100 mm

	Wheel diameter [mm]	Tread width [mm]	Center hole [mm]		Offset [mm]	Overall height [mm]	Load capacity [dynamic] [kg]		Order number	
Swivel Casters									1470PAO100P30-11	
	100	25	11		28	125	70			
Swivel Casters with total lock									1477PAO100P30-11	
	100	25	11		28	125	70			

Product description

- Housing made of pressed steel, zinc plated, with double ball bearing swivel head, and plate fitting. The wheel is made of Polypropylene with Polyurethane tread and a plain bearing.
- See pages 86-91 for additional wheel options.

Advantages at a glance

Roll performance	<div><div></div><div></div><div></div><div></div><div></div></div>
Movement noise	<div><div></div><div></div><div></div><div></div><div></div></div>
Attrition	<div><div></div><div></div><div></div><div></div><div></div></div>
Corrosion resistance	<div><div></div><div></div><div></div><div></div><div></div></div>

LOGISTICS / WAREHOUSING / FACTORY

Light transport equipment, tables and racks

Agila - 2440 Series with solid stems




Strong, robust housing to carry high loads. Universal use caster. Works well even under tough conditions.

 **Load capacity (dynamic):** 100 - 150 kg

 **Temperature:** - 40 / + 80 °C

 **Overall height:** 163 - 240 mm

 **Wheel diameter:** 125 - 200 mm

	Wheel diameter [mm]	Tread width [mm]	Bolt-Ø [mm]	Bolt length [mm]	Offset [mm]	Overall height [mm]	Load capacity [dynamic] [kg]	Order number
Swivel Casters 	125	32	28	45	43	170	150	2440UAP125R05-28
	150	32	28	45	50	193	150	2440UAP150R05-28
	200	32	28	45	62	240	150	2440UAP200R05-28
Swivel Casters with total lock 	125	32	28	45	43	170	150	2447UAP125R05-28
	150	32	28	45	50	193	150	2447UAP150R05-28
	200	32	28	45	62	240	150	2447UAP200R05-28
Swivel Casters with directional lock 	125	32	28	45	41	163	150	2441UAP125R05-28
	150	32	28	45	50	193	150	2441UAP150R05-28
	200	32	28	45	62	240	150	2441UAP200R05-28

R05 solid stem:

Available in various lengths including R05-22; R05-25.4 and R05-28.



Product description

- Swivel caster with total lock, tail end of the caster, housing made of pressed steel, zinc plated, blue passivated, covered precision swivel bearing, hardened balls and tracks, bearing sleeve is welded to fork, wheel axle with nut, solid stem fittings.
- Wheel center made of Polyamide. Polyurethane tread and precision ball bearing.
- Available with PJP and XSP wheels. See pages 86-91 for details.
- Solid stems available in sizes: R05-22; R05-25.4 and R05-28 plus custom sizes.

Advantages at a glance





Roll performance	● ● ● ○ ○
Movement noise	● ● ● ○ ○
Attrition	● ● ● ● ○
Corrosion resistance	● ● ● ○ ○





































LOGISTICS / WAREHOUSING / FACTORY

Light transport equipment, tables and racks

Agila - 2470 Series

Small for tight spaces, light weight transport equipment, carts, and cases.

-  **Load capacity (dynamic):** 40 - 55 kg
-  **Temperature:** - 20 / + 85 °C
-  **Overall height:** 69 - 100 mm
-  **Wheel diameter:** 50 - 75 mm

	Wheel diameter [mm]	Tread width [mm]	Plate size [mm]	Plate hole centers [mm]	Plate hole [mm]	Offset [mm]	Overall height [mm]	Load capacity (dynamic) [kg]	Order number
Swivel Casters									
	50	19	60 x 60	48/38 x 48/38	6,3	24	69	40	2470DIK050P40
	75	25	60 x 60	48/38 x 48/38	6,3	24	100	55	2470DIK075P40
Rigid Casters									
	50	19	55 x 55	44/38,5 x 44/38,5	6,3		69	40	2478DIK050P41
	75	25	67 x 60	48/40 x 48/40	6,3		100	55	2478DIK075P60
Swivel Casters with wheel brake									
	50	19	60 x 60	48/38 x 48/38	6,3	24	69	40	2475DIK050P40
Swivel Casters with total lock									
	50	19	60 x 60	48/38 x 48/38	6,3		69	40	2477DIK050P40

Product description

- Housing is made of pressed steel, zinc plated, blue passivated, double ball bearing swivel head, wheel axle with nut, with plate fitting. Wheel center made of pressed steel, solid rubber tread, grey non-marking, with threadguards, and cone ball bearing.
- Other wheel options available- see pages 86-91 for details.

Advantages at a glance

Roll performance	<div><div></div><div></div><div></div><div></div><div></div></div>
Movement noise	<div><div></div><div></div><div></div><div></div><div></div></div>
Attrition	<div><div></div><div></div><div></div><div></div><div></div></div>
Corrosion resistance	<div><div></div><div></div><div></div><div></div><div></div></div>

LOGISTICS / WAREHOUSING / FACTORY

Light transport equipment, tables and racks

Agila - 2470 Series













Non-marking wheels. Strong housings provide support when transporting heavy goods and machinery.

 **Load capacity (dynamic):** 75 - 100 kg

 **Temperature:** - 20 / + 60 °C

 **Overall height:** 100 - 185 mm

 **Wheel diameter:** 75 - 150 mm

	 Wheel diameter [mm]	 Tread width [mm]	 Plate size [mm]	 Plate hole centers [mm]	 Plate hole [mm]	 Offset [mm]	 Overall height [mm]	 Load capacity (dynamic) [kg]		Order number
Swivel Casters 	75	25	60 x 60	48/38 x 48/38	6,3	24	100	75		2470PJP075P40
	100	32	95 x 70	52/44,45 x 76/72	11	38	135	100		2470PJP100P52
	125	32	95 x 70	52/44,45 x 76/72	11	41	160	100		2470PJP125P52
	150	32	95 x 70	52/44,45 x 76/72	11	45	185	100		2470PJP150P52
Swivel Casters with total lock 	75	25	60 x 60	48/38 x 48/38	6,3	24	100	75		2477PJP075P40
	100	32	95 x 70	52/44,45 x 76/72	101	43.5	135	100		2477PJP100P52
	125	32	95 x 70	52/44,45 x 76/72	11	41	160	100		2477PJP125P52
	150	32	95 x 70	52/44,45 x 76/72	11	36	185	100		2477PJP150P52
Swivel Casters with directional lock 	100	32	95 x 70	52/44,45 x 76/72	11	38	135	80		2471PJP100P52
	100	32	95 x 70	52/44,45 x 76/72	11	43.5	135	100		2471PJP125P52
	150	32	95 x 70	52/44,45 x 76/72	11	36	185	100		2471PJP150P52
Rigid Casters 	75	25	67 x 60	48/40 x 48/40	6,3		100	75		2478PJP075P60
	100	32	95 x 70	52/44,45 x 76/72	11		135	100		2478PJP100P52
	125	32	95 x 70	52/44,45 x 76/72	11		160	100		2478PJP125P52
	150	32	95 x 70	52/44,45 x 76/72	11		185	100		2478PJP150P52

Product description

- Housing is made of pressed steel, zinc plated, blue passivated, double ball bearing swivel head with plate fitting. Wheel center made of Polypropylene. TENTEprene thermoplastic rubber tread, grey, non-marking, with precision ball bearing, and threadguards.
- Additional wheel options are available including the PJO, XSP, DIK and DIP wheels. See pages 86-91 for details.

Advantages at a glance

Roll performance	● ● ● ○ ○
Movement noise	● ● ● ○ ○
Attrition	● ● ● ○ ○
Corrosion resistance	● ● ● ○ ○

LOGISTICS / WAREHOUSING / FACTORY

Light transport equipment, tables and racks

Agila - 2470 Series










Non-marking wheels, strong housings provide support when transporting heavy goods and equipment.


 **Load capacity (dynamic):** 100 kg

 **Temperature:** - 20 / + 60 °C

 **Overall height:** 135 - 185 mm

 **Wheel diameter:** 100 - 150 mm

	Wheel diameter [mm]	Tread width [mm]	Center hole [mm]	Offset [mm]	Overall height [mm]	Load capacity [dynamic] [kg]	Order number
Swivel Casters							
	100	32	11	38	135	100	2470PJP100P30-11
	100	32	13	38	135	100	2470PJP100P30-13
	125	32	13	41	160	100	2470PJP125P30-13
	150	32	13	45	185	100	2470PJP150P30-13
Swivel Casters with total lock							
	100	32	11	43.5	135	100	2477PJP100P30-11
	100	32	13	43.5	135	100	2477PJP100P30-13
	125	32	13	41	160	100	2477PJP125P30-13
	150	32	13	36	185	100	2477PJP150P30-13
Swivel Casters with directional lock							
	100	32	11	43.5	135	100	2471PJP100P30-11
	125	32	13	41	160	100	2471PJP125P30-13



R05 solid stem:
Available in various lengths.



S70 threaded stem:
available in various sizes, including S70-3/8-16x1" and S70-1/2-13x1".
Also available with S59 threaded stem, packed loose.

Product description

- Housing is made of pressed steel, zinc plated, blue passivated, double ball bearing swivel head with plate fitting. Wheel center is made of Polypropylene. TENTEprene (thermoplastic rubber) tread, grey non-marking, with precision ball bearing, and threadguards.
- Additional wheel options are available including the UAP and XSP wheels. PJO wheels are only available in 100 and 125mm diameter. DIK and DIP wheels are only available in 100 and 125mm diameter. See pages 86-91 for details.

Advantages at a glance

Roll performance	● ● ● ○ ○
Movement noise	● ● ● ○ ○
Attrition	● ● ● ○ ○
Corrosion resistance	● ● ● ○ ○

LOGISTICS / WAREHOUSING / FACTORY

Light transport equipment, tables and racks



Agila - 2670 Series with PAP wheel

Easy maneuvering and reliable handling. Tested to ICWM Standards.

Load capacity (dynamic): 225 - 300 lbs

Overall height: 4.09 - 6.26 in

Wheel diameter: 3 - 5 in

	Wheel diameter [in]	Tread width [in]	Plate size [in]	Plate hole centers [in]	Plate hole [in]	Offset [in]	Overall height [in]	Load capacity (dynamic) [lbs]		Order number
Swivel Casters										
	3	1-1/4	3.74 x 2.76	1-3/4 x 3	0.43	1.42	4.09	225		2670PAP 3x1-1/4 P52-95x70
	3-1/2	1-1/4	3.74 x 2.76	1-3/4 x 3	0.43	1.34	4.59	250		2670PAP 3-1/2x1-1/4 P52-95x70
	4	1-1/4	3.74 x 2.76	1-3/4 x 3	0.43	1.50	5.16	275		2670PAP 4x1-1/4 P52-95x70
	5	1-1/4	3.74 x 2.76	1-3/4 x 3	0.43	1.46	6.26	300		2670PAP 5x1-1/4 P52-95x70
Swivel Casters with wheel brake										
	3	1-1/4	3.74 x 2.76	1-3/4 x 3	0.43	1.42	4.09	225		2675PAP 3x1-1/4 P52-95x70
	3-1/2	1-1/4	3.74 x 2.76	1-3/4 x 3	0.43	1.34	4.59	250		2675PAP 3-1/2x1-1/4 P52-95x70
	4	1-1/4	3.74 x 2.76	1-3/4 x 3	0.43	1.50	5.16	275		2675PAP 4x1-1/4 P52-95x70
	5	1-1/4	3.74 x 2.76	1-3/4 x 3	0.43	1.46	6.26	300		2675PAP 5x1-1/4 P52-95x70
Swivel Casters with butterfly brake										
	3	1-1/4	3.74 x 2.76	1-3/4 x 3	0.43	1.42	4.09	225		267FPAP 3x1-1/4 P52-95x70
	3-1/2	1-1/4	3.74 x 2.76	1-3/4 x 3	0.43	1.34	4.59	250		267FPAP 3-1/2x1-1/4 P52-95x70
	4	1-1/4	3.74 x 2.76	1-3/4 x 3	0.43	1.50	5.16	275		267FPAP 4x1-1/4 P52-95x70
	5	1-1/4	3.74 x 2.76	1-3/4 x 3	0.43	1.46	6.26	300		267FPAP 5x1-1/4 P52-95x70
Swivel Casters with total lock										
	4	1-1/4	3.74 x 2.76	1-3/4 x 3	0.43	1.50	5.16	275		2677PAP 4x1-1/4 P52-95x70
	5	1-1/4	3.74 x 2.76	1-3/4 x 3	0.43	1.46	6.26	300		2677PAP 5x1-1/4 P52-95x70

Product description

- Available as standard swivel, with total lock, with wheel brake, with add-on butterfly brake, and as rigid version.
- Housing is made of pressed steel, zinc plated, blue passivated, double ball bearing swivel head, wheel axle with nut.
- See pages 86-91 for wheel options.

Advantages at a glance

Roll performance	● ● ● ● ●
Movement noise	● ● ● ● ●
Attrition	● ● ● ● ●
Corrosion resistance	● ● ● ● ●

LOGISTICS / WAREHOUSING / FACTORY

Light transport equipment, tables and racks



Agila - 2670 Series with PJO wheel

Low wear and tear and easy to retrofit. Tested to ICWM Standards.

Load capacity (dynamic): 175 - 275 lbs

Overall height: 4.09 - 6.26 in

Wheel diameter: 3 - 5 in

	Wheel diameter [in]	Tread width [in]	Plate size [in]	Plate hole centers [in]	Plate hole [in]	Offset [in]	Overall height [in]	Load capacity (dynamic) [lbs]	Order number
Swivel Casters 	3	1-1/4	3.74 x 2.76	1-3/4 x 3	0.43	1.42	4.09	175	2670PJO 3x1-1/4 P52-95x70
	3-1/2	1-1/4	3.74 x 2.76	1-3/4 x 3	0.43	1.34	4.59	210	2670PJO 3-1/2x1-1/4 P52-95x70
	4	1-1/4	3.74 x 2.76	1-3/4 x 3	0.43	1.50	5.16	250	2670PJO 4x1-1/4 P52-95x70
	5	1-1/4	3.74 x 2.76	1-3/4 x 3	0.43	1.46	6.26	275	2670PJO 5x1-1/4 P52-95x70
Swivel Casters with wheel brake 	3	1-1/4	3.74 x 2.76	1-3/4 x 3	0.43	1.42	4.09	175	2675PJO 3x1-1/4 P52-95x70
	3-1/2	1-1/4	3.74 x 2.76	1-3/4 x 3	0.43	1.34	4.59	210	2675PJO 3-1/2x1-1/4 P52-95x70
	4	1-1/4	3.74 x 2.76	1-3/4 x 3	0.43	1.50	5.16	250	2675PJO 4x1-1/4 P52-95x70
	5	1-1/4	3.74 x 2.76	1-3/4 x 3	0.43	1.46	6.26	275	2675PJO 5x1-1/4 P52-95x70
Swivel Casters with butterfly brake 	3	1-1/4	3.74 x 2.76	1-3/4 x 3	0.43	1.42	4.09	175	267FPJO 3x1-1/4 P52-95x70
	3-1/2	1-1/4	3.74 x 2.76	1-3/4 x 3	0.43	1.34	4.59	210	267FPJO 3-1/2x1-1/4 P52-95x70
	5	1-1/4	3.74 x 2.76	1-3/4 x 3	0.43	1.46	6.26	275	267FPJO 5x1-1/4 P52-95x70

Product description

- Available as standard swivel, with total lock, with wheel brake, with add-on butterfly brake, and as rigid version.
- Housing made of pressed steel, zinc plated, blue passivated, double ball bearing swivel head, wheel axle with nut.
- See pages 86-91 for wheel options.

Advantages at a glance

Roll performance	● ● ● ○ ○
Movement noise	● ● ● ○ ○
Attrition	● ● ● ● ○
Corrosion resistance	● ● ● ○ ○

LOGISTICS / WAREHOUSING / FACTORY

Light transport equipment, tables and racks





Agila - 2670 Series with PJO wheel

Food, catering and transport equipment. Low wear and tear. Tested to ICWM Standards.

Load capacity (dynamic): 175 - 275 lbs

Overall height: 4.09 - 6.26 in

Wheel diameter: 3 - 5 in

	Wheel diameter [in]	Tread width [in]	Plate size [in]	Plate hole centers [in]	Plate hole [in]	Offset [in]	Overall height [in]	Load capacity (dynamic) [lbs]		Order number	
Swivel Casters with total lock 	4	1-1/4	3.74 x 2.76	1-3/4 x 3	0.43	1.50	5.16	250		2677PJO 4x1-1/4 P52-95x70	
	5	1-1/4	3.74 x 2.76	1-3/4 x 3	0.43	1.46	6.26	275		2677PJO 5x1-1/4 P52-95x70	
Rigid Casters 	3	1-1/4	3.74 x 2.76	1-3/4 x 3	0.43	4.09	175			2678PJO 3x1-1/4 P52-95x70	
	3-1/2	1-1/4	3.74 x 2.76	1-3/4 x 3	0.43	4.59	210			2678PJO 3-1/2x1-1/4 P52-95x70	
	4	1-1/4	3.74 x 2.76	1-3/4 x 3	0.43	5.16	250			2678PJO 4x1-1/4 P52-95x70	
	5	1-1/4	3.74 x 2.76	1-3/4 x 3	0.43	6.26	275			2678PJO 5x1-1/4 P52-95x70	

Product description

- Available as standard swivel, with total lock, with wheel brake, with add-on butterfly brake, and as rigid version.
- Housing made of pressed steel, zinc plated, blue passivated, double ball bearing swivel head, wheel axle with nut.
- Depending on your equipment use a wheel brake, add-on butterfly brake.
- See pages 86-91 for wheel options.

Advantages at a glance

Roll performance	<div><div></div><div></div><div></div><div></div><div></div></div>
Movement noise	<div><div></div><div></div><div></div><div></div><div></div></div>
Attrition	<div><div></div><div></div><div></div><div></div><div></div></div>
Corrosion resistance	<div><div></div><div></div><div></div><div></div><div></div></div>

LOGISTICS / WAREHOUSING / FACTORY

Light transport equipment, tables and racks



Agila - 2670 Series with PJP wheel

Easy access to the brake from the side. Tested to ICWM Standards.

Load capacity (dynamic): 175 - 275 lbs

Overall height: 4.09 - 6.26 in

Wheel diameter: 3 - 5 in

	Wheel diameter [in]	Tread width [in]	Plate size [in]	Plate hole centers [in]	Plate hole [in]	Offset [in]	Overall height [in]	Load capacity (dynamic) [lbs]		Order number
Swivel Casters 	3	1-1/4	3.74 x 2.76	1-3/4 x 3	0.43	1.42	4.09	175		2670PJP 3x1-1/4 P52-95x70
	3-1/2	1-1/4	3.74 x 2.76	1-3/4 x 3	0.43	1.34	4.59	210		2670PJP 3-1/2x1-1/4 P52-95x70
	4	1-1/4	3.74 x 2.76	1-3/4 x 3	0.43	1.50	5.16	250		2670PJP 4x1-1/4 P52-95x70
	5	1-1/4	3.74 x 2.76	1-3/4 x 3	0.43	1.46	6.26	275		2670PJP 5x1-1/4 P52-95x70
Swivel Casters with wheel brake 	3	1-1/4	3.74 x 2.76	1-3/4 x 3	0.43	1.42	4.09	175		2675PJP 3x1-1/4 P52-95x70
	3-1/2	1-1/4	3.74 x 2.76	1-3/4 x 3	0.43	1.34	4.59	210		2675PJP 3-1/2x1-1/4 P52-95x70
	4	1-1/4	3.74 x 2.76	1-3/4 x 3	0.43	1.50	5.16	250		2675PJP 4x1-1/4 P52-95x70
	5	1-1/4	3.74 x 2.76	1-3/4 x 3	0.43	1.46	6.26	275		2675PJP 5x1-1/4 P52-95x70
Swivel Casters with wheel brake 	3	1-1/4	3.74 x 2.76	1-3/4 x 3	0.43	1.42	4.09	175		267FPJP 3x1-1/4 P52-95x70
	3-1/2	1-1/4	3.74 x 2.76	1-3/4 x 3	0.43	1.34	4.59	210		267FPJP 3-1/2x1-1/4 P52-95x70
	4	1-1/4	3.74 x 2.76	1-3/4 x 3	0.43	1.50	5.16	250		267FPJP 4x1-1/4 P52-95x70
	5	1-1/4	3.74 x 2.76	1-3/4 x 3	0.43	1.46	6.26	275		267FPJP 5x1-1/4 P52-95x70

Product description

- Available as standard swivel, with total lock, with wheel brake, with add-on butterfly brake, and as rigid version.
- Housing made of pressed steel, zinc plated, blue passivated, double ball bearing swivel head, wheel axle with nut.
- See pages 86-91 for wheel options.

Advantages at a glance

Roll performance	● ● ● ○ ○
Movement noise	● ● ● ○ ○
Attrition	● ● ● ● ○
Corrosion resistance	● ● ● ○ ○

LOGISTICS / WAREHOUSING / FACTORY

Light transport equipment, tables and racks



Agila - 2670 Series with PJP wheel

Strong, solid and safe operation of medical and institutional equipment.
Tested to ICWM Standards.

Load capacity (dynamic): 175 - 275 lbs

Overall height: 4.09 - 6.26 in

Wheel diameter: 3 - 5 in

Swivel Casters with total lock



Rigid Casters



	Wheel diameter [in]	Tread width [in]	Plate size [in]	Plate hole centers [in]	Plate hole [in]	Offset [in]	Overall height [in]	Load capacity (dynamic) [lbs]	Order number
Swivel Casters with total lock	4	1-1/4	3.74 x 2.76	1-3/4 x 3	0.43	1.50	5.16	250	2677PJP 4x1-1/4 P52-95x70
	5	1-1/4	3.74 x 2.76	1-3/4 x 3	0.43	1.46	6.26	275	2677PJP 5x1-1/4 P52-95x70
Rigid Casters	3	1-1/4	3.74 x 2.76	1-3/4 x 3	0.43		4.09	175	2678PJP 3x1-1/4 P52-95x70
	3-1/2	1-1/4	3.74 x 2.76	1-3/4 x 3	0.43		4.59	210	2678PJP 3-1/2x1-1/4 P52-95x70
	4	1-1/4	3.74 x 2.76	1-3/4 x 3	0.43		5.16	250	2678PJP 4x1-1/4 P52-95x70
	5	1-1/4	3.74 x 2.76	1-3/4 x 3	0.43		6.26	275	2678PJP 5x1-1/4 P52-95x70

Product description

- Available as standard swivel, with total lock, with wheel brake, with add-on butterfly brake, and as rigid version.
- Housing made of pressed steel, zinc plated, blue passivated, double ball bearing swivel head, wheel axle with nut.
- See pages 86-91 for wheel options.

Advantages at a glance

Roll performance	● ● ● ○ ○
Movement noise	● ● ● ○ ○
Attrition	● ● ● ● ○
Corrosion resistance	● ● ● ○ ○

LOGISTICS / WAREHOUSING / FACTORY

Light transport equipment, tables and racks



Agila - 2670 Series with POO wheel

Less maintenance with the use of POO solid wheel construction.
Tested to ICWM Standards.

Load capacity (dynamic): 255 - 330 lbs

Overall height: 4.09 - 6.26 in

Wheel diameter: 3 - 5 in

	Wheel diameter [in]	Tread width [in]	Plate size [in]	Offset [in]	Overall height [in]	Load capacity [dynamic] [lbs]	Order number
Swivel Casters							
	3	1-1/4	3.74 x 2.76	1.42	4.09	255	2670POO 3x1-1/4 P52-95x70
	3-1/2	1-1/4	3.74 x 2.76	1.34	4.59	275	2670POO 3.5x1-1/4 P52-95x70
	4	1-1/4	3.74 x 2.76	1.50	5.16	330	2670POO 4x1-1/4 P52-95x70
	5	1-1/4	3.74 x 2.76	1.46	6.26	330	2670POO 5x1-1/4 P52-95x70
Swivel Casters with wheel brake							
	3	1-1/4	3.74 x 2.76	1.42	4.09	255	2675POO 3x1-1/4 P52-95x70
	3-1/2	1-1/4	3.74 x 2.76	1.34	4.59	275	2675POO 3.5x1-1/4 P52-95x70
	4	1-1/4	3.74 x 2.76	1.50	5.16	330	2675POO 4x1-1/4 P52-95x70
	5	1-1/4	3.74 x 2.76	1.46	6.26	330	2675POO 5x1-1/4 P52-95x70
Swivel Casters with wheel brake							
	3	1-1/4	3.74 x 2.76	1.42	4.09	255	267FPOO 3x1-1/4 P52-95x70
	3-1/2	1-1/4	3.74 x 2.76	1.34	4.59	275	267FPOO 3.5x1-1/4 P52-95x70
	4	1-1/4	3.74 x 2.76	1.50	5.16	330	267FPOO 4x1-1/4 P52-95x70
	5	1-1/4	3.74 x 2.76	1.46	6.26	330	267FPOO 5x1-1/4 P52-95x70
Swivel Casters with total lock							
	4	1-1/4	3.74 x 2.76	1.50	5.16	330	2677POO 4x1-1/4 P52-95x70
	5	1-1/4	3.74 x 2.76	1.46	6.26	330	2677POO 5x1-1/4 P52-95x70

Product description

- Available as standard swivel, with total lock, with wheel brake, with add-on butterfly brake, and as rigid version.
- Housing made of pressed steel, zinc plated, blue passivated, double ball bearing swivel head, wheel axle with nut.
- See pages 86-91 for wheel options.

Advantages at a glance

Roll performance	● ● ● ○ ○
Movement noise	● ● ● ○ ○
Attrition	● ● ● ● ○
Corrosion resistance	● ● ● ○ ○

LOGISTICS / WAREHOUSING / FACTORY

Light transport equipment, tables and racks



Agila - 2670 Series with single bolt hole

Safe time fitting the casters to your equipment. Ideal for food equipment, trolleys, carts, racks, shelving. Tested to ICWM Standards.

Load capacity (dynamic): 225 - 300 lbs

Overall height: 3.98 - 6.10 in

Wheel diameter: 3 - 5 in

	Wheel diameter [in]	Tread width [in]	Center hole [in]	Offset [in]	Overall height [in]	Load capacity (dynamic) [lbs]	Order number
Swivel Casters							
	3	1-1/4	0.51	1.42	3.98	225	2670PAP 3x1-1/4 P30-13
	3-1/2	1-1/4	0.51	1.34	4.44	250	2670PAP 3-1/2x1-1/4 P30-13
	4	1-1/4	0.51	1.50	5.00	275	2670PAP 4x1-1/4 P30-13
	5	1-1/4	0.51	1.46	6.10	300	2670PAP 5x1-1/4 P30-13
Swivel Casters with wheel brake							
	3	1-1/4	0.51	1.42	3.98	225	2675PAP 3x1-1/4 P30-13
	3-1/2	1-1/4	0.51	1.34	4.44	250	2675PAP 3-1/2x1-1/4 P30-13
	4	1-1/4	0.51	1.50	5.00	275	2675PAP 4x1-1/4 P30-13
	5	1-1/4	0.51	1.46	6.10	300	2675PAP 5x1-1/4 P30-13
Swivel Casters with butterfly brake							
	3	1-1/4	0.51	1.42	3.98	225	267FPAP 3x1-1/4 P30-13
	3-1/2	1-1/4	0.51	1.34	4.44	250	267FPAP 3-1/2x1-1/4 P30-13
	4	1-1/4	0.51	1.50	5.00	275	267FPAP 4x1-1/4 P30-13
	5	1-1/4	0.51	1.46	6.10	300	267FPAP 5x1-1/4 P30-13
Swivel Casters with total lock							
	4	1-1/4	0.51	1.50	5.00	275	2677PAP 4x1-1/4 P30-13
	5	1-1/4	0.51	1.46	6.10	300	2677PAP 5x1-1/4 P30-13

Product description

- Housing is made of pressed steel, zinc plated, blue passivated, double ball bearing swivel head, wheel axle with nut.
- Available as standard swivel, with total lock, with wheel brake, with butterfly brake, and as rigid version.
- See pages 86-91 for wheel options.

Advantages at a glance

Roll performance	● ● ● ● ●
Movement noise	● ● ● ● ●
Attrition	● ● ● ● ●

LOGISTICS / WAREHOUSING / FACTORY

Light transport equipment, tables and racks



Agila - 2670 Series with single bolt hole

Improve productivity by saving time mounting the casters to your equipment.
Tested according to ICWM Standards.

Load capacity (dynamic): 175 - 275 lbs

Overall height: 3.94 - 6.10 in

Wheel diameter: 3 - 5 in

	Wheel diameter [in]	Tread width [in]	Center hole [in]	Offset [in]	Overall height [in]	Load capacity (dynamic) [lbs]	Order number
Swivel Casters							
	3	1-1/4	0.51	1.42	3.98	175	2670PJO 3x1-1/4 P30-13
	3-1/2	1-1/4	0.51	1.34	4.44	210	2670PJO 3-1/2x1-1/4 P30-13
	4	1-1/4	0.51	1.50	5.00	250	2670PJO 4x1-1/4 P30-13
	5	1-1/4	0.51	1.46	6.10	275	2670PJO 5x1-1/4 P30-13
Swivel Casters with wheel brake							
	3	1-1/4	0.51	1.42	3.94	175	2675PJO 3x1-1/4 P30-13
	3-1/2	1-1/4	0.51	1.34	4.44	210	2675PJO 3-1/2x1-1/4 P30-13
	4	1-1/4	0.51	1.50	5.00	250	2675PJO 4x1-1/4 P30-13
	5	1-1/4	0.51	1.46	6.10	275	2675PJO 5x1-1/4 P30-13
Swivel Casters with butterfly brake							
	3	1-1/4	0.51	1.42	3.94	175	267FPJO 3x1-1/4 P30-13
	3-1/2	1-1/4	0.51	1.34	4.44	210	267FPJO 3-1/2x1-1/4 P30-13
	4	1-1/4	0.51	1.50	5.00	250	267FPJO 4x1-1/4 P30-13
	5	1-1/4	0.51	1.46	6.10	275	267FPJO 5x1-1/4 P30-13
Swivel Casters with total lock							
	4	1-1/4	0.51	1.50	5.00	250	2677PJO 4x1-1/4 P30-13
	5	1-1/4	0.51	1.46	6.10	275	2677PJO 5x1-1/4 P30-13

Product description

- Housing is made of pressed steel, zinc plated, blue passivated, double ball bearing swivel head, wheel axle with nut.
- Available as standard swivel, with total lock, with wheel brake, with butterfly brake, and as rigid version.
- See pages 86-91 for wheel options.

Advantages at a glance

Roll performance	● ● ● ● ●
Movement noise	● ● ● ● ●
Attrition	● ● ● ● ●

LOGISTICS / WAREHOUSING / FACTORY

Light transport equipment, tables and racks



Agila - 2670 Series with single bolt hole

Improve productivity- resistant to wear and tear and low maintenance.
Tested to ICWM Standards.

Load capacity (dynamic): 175 - 275 lbs

Overall height: 3.94 - 6.10 in

Wheel diameter: 3 - 5 in

	Wheel diameter [in]	Tread width [in]	Center hole [in]	Offset [in]	Overall height [in]	Load capacity (dynamic) [lbs]	Order number
Swivel Casters							
	3	1-1/4	0.51	1.42	3.94	175	2670PJP 3x1-1/4 P30-13
	3-1/2	1-1/4	0.51	1.34	4.44	210	2670PJP 3.5x1-1/4 P30-13
	4	1-1/4	0.51	1.50	5.00	250	2670PJP 4x1-1/4 P30-13
	5	1-1/4	0.51	1.46	6.10	275	2670PJP 5x1-1/4 P30-13
Swivel Casters with wheel brake							
	3	1-1/4	0.51	1.42	3.94	175	2675PJP 3x1-1/4 P30-13
	3-1/2	1-1/4	0.51	1.34	4.44	210	2675PJP 3.5x1-1/4 P30-13
	4	1-1/4	0.51	1.50	5.00	250	2675PJP 4x1-1/4 P30-13
	5	1-1/4	0.51	1.46	6.10	275	2675PJP 5x1-1/4 P30-13
Swivel Casters with butterfly brake							
	3	1-1/4	0.51	1.42	3.94	175	267FPJP 3x1-1/4 P30-13
	3-1/2	1-1/4	0.51	1.34	4.44	210	267FPJP 3.5x1-1/4 P30-13
	4	1-1/4	0.51	1.50	5.00	250	267FPJP 4x1-1/4 P30-13
	5	1-1/4	0.51	1.46	6.10	275	267FPJP 5x1-1/4 P30-13
Swivel Casters with total lock							
	4	1-1/4	0.51	1.50	5.00	250	2677PJP 4x1-1/4 P30-13
	5	1-1/4	0.51	1.46	6.10	275	2677PJP 5x1-1/4 P30-13

Product description

- Available as standard swivel, with total lock, with wheel brake, with add-on butterfly brake, and as rigid version.
- Resistant to wear and tear. Housing is made of pressed steel, zinc plated, blue passivated, double ball bearing swivel head, wheel axle with nut.
- See pages 86-91 for wheel options.

Advantages at a glance

Roll performance	● ● ● ● ●
Movement noise	● ● ● ● ●
Attrition	● ● ● ● ●

LOGISTICS / WAREHOUSING / FACTORY

Light transport equipment, tables and racks



Agila - 2670 Series with single bolt hole

Improve productivity- resistant to wear and tear and low maintenance.
Tested to ICWM Standards.

Load capacity (dynamic): 255 - 330 lbs

Overall height: 3.94 - 6.10 in

Wheel diameter: 3 - 5 in

	Wheel diameter [in]	Tread width [in]	Center hole [in]	Offset [in]	Overall height [in]	Load capacity (dynamic) [lbs]	Order number
Swivel Casters							
	3	1-1/4	0.51	1.42	3.94	255	2670POO 3x1-1/4 P30-13
	3-1/2	1-1/4	0.51	1.34	4.44	275	2670POO 3-1/2x1-1/4 P30-13
	4	1-1/4	0.51	1.50	5.00	330	2670POO 4x1-1/4 P30-13
	5	1-1/4	0.51	1.46	6.10	330	2670POO 5x1-1/4 P30-13
Swivel Casters with wheel brake							
	3	1-1/4	0.51	1.42	3.94	255	2675POO 3x1-1/4 P30-13
	3-1/2	1-1/4	0.51	1.34	4.44	275	2675POO 3-1/2x1-1/4 P30-13
	4	1-1/4	0.51	1.50	5.00	330	2675POO 4x1-1/4 P30-13
	5	1-1/4	0.51	1.46	6.10	330	2675POO 5x1-1/4 P30-13
Swivel Casters with butterfly brake							
	3	1-1/4	0.51	1.42	3.94	255	267FPOO 3x1-1/4 P30-13
	3-1/2	1-1/4	0.51	1.34	4.44	275	267FPOO 3-1/2x1-1/4 P30-13
	4	1-1/4	0.51	1.50	5.00	330	267FPOO 4x1-1/4 P30-13
	5	1-1/4	0.51	1.46	6.10	330	267FPOO 5x1-1/4 P30-13
Swivel Casters with total lock							
	4	1-1/4	0.51	1.50	5.00	330	2677POO 4x1-1/4 P30-13
	5	1-1/4	0.51	1.46	6.10	330	2677POO 5x1-1/4 P30-13

Product description

- Available as standard swivel, with total lock, with wheel brake, with add-on butterfly brake, and as rigid version.
- Housing is made of pressed steel, zinc plated, blue passivated, double ball bearing swivel head, wheel axle with nut.
- See pages 86-91 for wheel options.

Advantages at a glance

Roll performance	● ● ● ● ●
Movement noise	● ● ● ● ●
Attrition	● ● ● ● ●

LOGISTICS / WAREHOUSING / FACTORY

Light transport equipment, tables and racks

Agila - 7470 Series stainless steel















Ideal for wet and damp environments, food service equipment [with small thread-guards], appliances, transport equipment in the marine and fishing industry. Load capacity tested according to EN 12530.

 **Load capacity (dynamic):** 75 - 100 kg

 **Temperature:** - 20 / + 60 °C

 **Overall height:** 100 - 183 mm





 **Wheel diameter:** 75 - 150 mm

	Wheel diameter [mm]	Tread width [mm]	Center hole [mm]		Offset [mm]	Overall height [mm]	Load capacity [dynamic] [kg]		Order number
Swivel Casters									
	75	25	11		24	100	75		7470PJC075P30-11
	100	32	11		38	135	100		7470PJC100P30 -11
	100	32	13		38	135	100		7470PJC100P30-13
	125	32	11		41	160	100		7470PJC125P30-11
	125	32	13		41	160	100		7470PJC125P30-13
	150	32	13		45	183	100		7470PJC150P30-13
Swivel Casters with total lock									
	75	25	11		24	100	75		7477PJC075P30-11
	100	32	11		43.5	135	100		7477PJC100P30-11
	100	32	13		43.5	135	100		7477PJC100P30-13
	125	32	11		41	160	100		7477PJC125P30-11
	125	32	13		41	160	100		7477PJC125P30-13
	150	32	13		36	183	100		7477PJC150P30-13

Product description

- Housing is made of stainless steel, double ball bearing swivel head, wheel axle with nut, single bolt hole. Wheel center is made of Polypropylene. Tread is made of grey, non-marking, TENTEprene thermoplastic rubber. Stainless steel precision ball bearing and threadguards.
- For food equipment order casters with small threadguards.
- See pages 86-91 for details on wheels.

Advantages at a glance

Roll performance	
Movement noise	
Attrition	
Corrosion resistance	

LOGISTICS / WAREHOUSING / FACTORY

Light transport equipment, tables and racks

Agila - 7470 Series stainless steel




























Ideal for wet and damp environments, food service equipment [with small threadguards], appliances, transport equipment in the marine and fishing industry. Load capacity tested according to EN 12530.

 **Load capacity (dynamic):** 75 - 100 kg

 **Temperature:** - 20 / + 60 °C

 **Overall height:** 100 - 183 mm

 **Wheel diameter:** 75 - 150 mm

	Wheel diameter [mm]	Tread width [mm]	Plate size [mm]	Plate hole centers [mm]	Plate hole [mm]	Offset [mm]	Overall height [mm]	Load capacity (dynamic) [kg]	Order number
Swivel Casters									
	75	25	60 x 60	48/38 x 48/38	6,3	24	100	75	7470PJC075P40
	100	32	77 x 67	61,5/56 x 51,5/46,5	8,5	38	135	100	7470PJC100P50
	125	32	77 x 67	61,5/56 x 51,5/46,5	8,5	41	160	100	7470PJC125P50
	125	32	95 x 70	75 x 50	11	41	160	100	7470PJC125P52
	150	32	95 x 70	75 x 50	11	45	183	100	7470PJC150P52
Swivel Casters with total lock									
	75	25	60 x 60	48/38 x 48/38	6,3	24	100	75	7477PJC075P40
	100	32	77 x 67	61,5/56 x 51,5/46,5	8,5	43.5	135	100	7477PJC100P50
	125	32	77 x 67	61,5/56 x 51,5/46,5	8,5	41	160	100	7477PJC125P50
	125	32	95 x 70	75 x 50	11	41	160	100	7477PJC125P52
	150	32	95 x 70	75 x 50	11	36	183	100	7477PJC150P52
Rigid Casters									
	100	32	77 x 67	61,5/56 x 51,5/46,5	8,5		135	100	7478PJC100P50
	125	32	77 x 67	61,5/56 x 51,5/46,5	8,5		160	100	7478PJC125P50

Product description

- Housing is made of stainless steel, double ball bearing swivel head, wheel axle with nut, single bolt hole. Wheel center is made of Polypropylene. Tread is made of grey, non-marking, TENTEprene thermoplastic rubber. Stainless steel precision ball bearing and threadguards.
- For food equipment order casters with small threadguards.
- Also available with UAC wheels. See pages 86-91 for details on wheels.

Advantages at a glance

Roll performance	● ● ● ○ ○
Movement noise	● ● ● ○ ○
Attrition	● ● ● ○ ○
Corrosion resistance	● ● ● ● ●



LOGISTICS / WAREHOUSING / FACTORY

Heavy transport equipment, machinery and racking

Alpha - 3470 Series













Heavy duty to move heavy loads easily. Cushioned and comfortable ride. Ideal for waste management containers, racks, shelving and more. Load capacity tested to EN 12532 standard. Available with directional lock.

 **Load capacity (dynamic):** 160 - 200 kg

 **Temperature:** - 20 / + 80 °C

 **Overall height:** 128 - 235 mm





 **Wheel diameter:** 100 - 200 mm

	Wheel diameter [mm]	Tread width [mm]	Center hole [mm]	Offset [mm]	Overall height [mm]	Load capacity (dynamic) [kg]	Order number
Swivel Casters							
	100	34	13	41	128	160	3470UFR100P30-13
	125	40	13	40	155	160	3470UFR125P30-13
Swivel Casters with total lock							
	100	34	13	41	128	160	3477UFR100P30-13
	125	40	13	40	155	160	3477UFR125P30-13

Product description

- Housing made of pressed steel, bring zinc plated, blue passivated, double ball bearing swivel head, dust-guard, wheel axle with nut. Single bolt hole for threaded stems. UFR wheel is made with a Polyamide wheel center with elastic blue [or grey], non-marking tread. Without threadguards, roller bearing.
- Available with blue UFR, PJP or UFX wheels. See pages 86-91 for details.

Advantages at a glance





Roll performance	
Movement noise	
Attrition	
Corrosion resistance	















LOGISTICS / WAREHOUSING / FACTORY

Heavy transport equipment, machinery and racking

Alpha - 3470 Series

Heavy duty to move heavy loads easily. Cushioned and comfortable ride. Ideal for waste management containers, racks, shelving and more. Load capacity tested to EN 12532 standard. Available with directional lock.

-  **Load capacity (dynamic):** 160 - 400 kg
-  **Temperature:** - 20 / + 80 °C
-  **Overall height:** 128 - 240 mm
-  **Wheel diameter:** 100 - 200 mm

									
	meter [mm]	Tread width [mm]	[mm]	Plate hole centers [mm]	[mm]	Offset [mm]	ight [mm]	Load capacity (dynamic) [kg]	Order number
Swivel Casters									
	100	34	105 x 85	80/77 x 60	9	41	128	160	3470UFR100P62
	125	40	105 x 85	80/77 x 60	9	40	155	250	3470UFR125P62
	160	46	137 x 105	105 x 80/75	11	55	200	300	3470UFR160P63
	200	46	137 x 105	105 x 80/75	11	55	240	400	3470UFR200P63
Swivel Casters with total lock									
	100	34	105 x 85	80/77 x 60	9	41	128	160	3477UFR100P62
	125	40	105 x 85	80/77 x 60	9	40	155	250	3477UFR125P62
	160	46	137 x 105	105 x 80/75	11	60	200	300	3477UFR160P63
	200	46	137 x 105	105 x 80/75	11	55	240	400	3477UFR200P63

Product description

- Housing made of pressed steel, bring zinc plated, blue passivated, double ball bearing swivel head, dust-guard, wheel axle with nut. Single bolt hole for threaded stems. UFR wheel is made of black Polyamide wheel center with elastic blue [or grey], non-marking tread. Without threadguards, roller bearing.
- Available with blue UFR, PJP or UFX wheels. See pages 86-91 for details.

Advantages at a glance

Roll performance	<div><div></div><div></div><div></div><div></div><div></div></div>
Movement noise	<div><div></div><div></div><div></div><div></div><div></div></div>
Attrition	<div><div></div><div></div><div></div><div></div><div></div></div>
Corrosion resistance	<div><div></div><div></div><div></div><div></div><div></div></div>

LOGISTICS / WAREHOUSING / FACTORY

Heavy transport equipment, machinery and racking

Alpha - 3470 Series


















Move heavy loads quickly and efficiently. Cushioned and comfortable ride. Ideal for waste management containers, racks, shelving and more. Load capacity tested to EN 12532 standard. Available with directional lock.

 **Load capacity (dynamic):** 160 - 400 kg

 **Temperature:** - 20 / + 80 °C

 **Overall height:** 128 - 240 mm

 **Wheel diameter:** 100 - 200 mm

	Wheel diameter [mm]	Tread width [mm]	Plate size [mm]	Plate hole centers [mm]	Plate hole [mm]	Offset [mm]	Overall height [mm]	Load capacity (dynamic) [kg]		Order number	
Swivel Casters with total lock 											
	100	34	105 x 85	80/77 x 60	9	41	128	160		3477UFR100P62	
	125	40	105 x 85	80/77 x 60	9	40	155	250		3477UFR125P62	
Rigid Casters 											
	100	34	105 x 85	80/77 x 60	9		128	160		3478UFR100P62	
	125	40	105 x 85	80/77 x 60	9		155	250		3478UFR125P62	
	160	50	105 x 80/75	80/77 x 60	11		200	300		3478UFR160P63	
	200	46	105 x 80/75	80/77 x 60	11		240	400		3478UFR200P63	

Product description

- Housing made of pressed steel, bring zinc plated, blue passivated, double ball bearing swivel head, dust-guard, wheel axle with nut. Single bolt hole for threaded stems. UFR wheel is made of black Polyamide wheel center with elastic blue [or grey], non-marking tread. Without threadguards, roller bearing.
- Available with PJP or UFX wheels, see pages 86-91 for details.

Advantages at a glance

Roll performance	● ● ● ○ ○
Movement noise	● ● ● ● ●
Attrition	● ● ● ○ ○
Corrosion resistance	● ● ● ○ ○

LOGISTICS / WAREHOUSING / FACTORY

Heavy transport equipment, machinery and racking

Alpha - 8470 Series stainless steel















Increased productivity. Move equipment and goods quickly and with low roll resistance and minimal effort. Used on transport equipment, racks, kiosks, store fixtures and more. Load capacity tested according to EN 12532 standard.

 **Load capacity (dynamic):** 150 kg

 **Temperature:** - 20 / + 80 °C

 **Overall height:** 128 - 155 mm

 **Wheel diameter:** 100 - 125 mm

	Wheel diameter [mm]	Tread width [mm]	Center hole [mm]		Offset [mm]	Overall height [mm]	Load capacity (dynamic) [kg]		Order number	
Swivel Casters										
	100	34	13		41	128	150		8470UFX100P30-13	
	125	40	13		40	155	150		8470UFX125P30-13	
Swivel Casters with total lock										
	100	34	13		41	128	150		8477UFX100P30-13	
	125	40	13		40	155	150		8477UFX125P30-13	

Product description

- Housing made of stainless steel, double ball bearing swivel head, wheel axle with nut. UFX wheel is made of Polyamide wheel center, with grey, non-marking elastic tread. Small threadguards and sealed precision ball bearing.
- See pages 86-91 for wheel details.

Advantages at a glance

Roll performance	<div><div></div><div></div><div></div><div></div><div></div></div>
Movement noise	<div><div></div><div></div><div></div><div></div><div></div></div>
Attrition	<div><div></div><div></div><div></div><div></div><div></div></div>
Corrosion resistance	<div><div></div><div></div><div></div><div></div><div></div></div>

LOGISTICS / WAREHOUSING / FACTORY

Heavy transport equipment, machinery and racking

Alpha - 8470 Series stainless steel




Increased productivity. Move equipment and goods quickly and with low roll resistance and minimal effort. Used on transport equipment, racks, kiosks, store fixtures and more. Load capacity tested according to EN 12532 standard.

 **Load capacity (dynamic):** 160 - 400 kg

 **Temperature:** - 20 / + 80 °C

 **Overall height:** 128 - 240 mm

 **Wheel diameter:** 100 - 200 mm

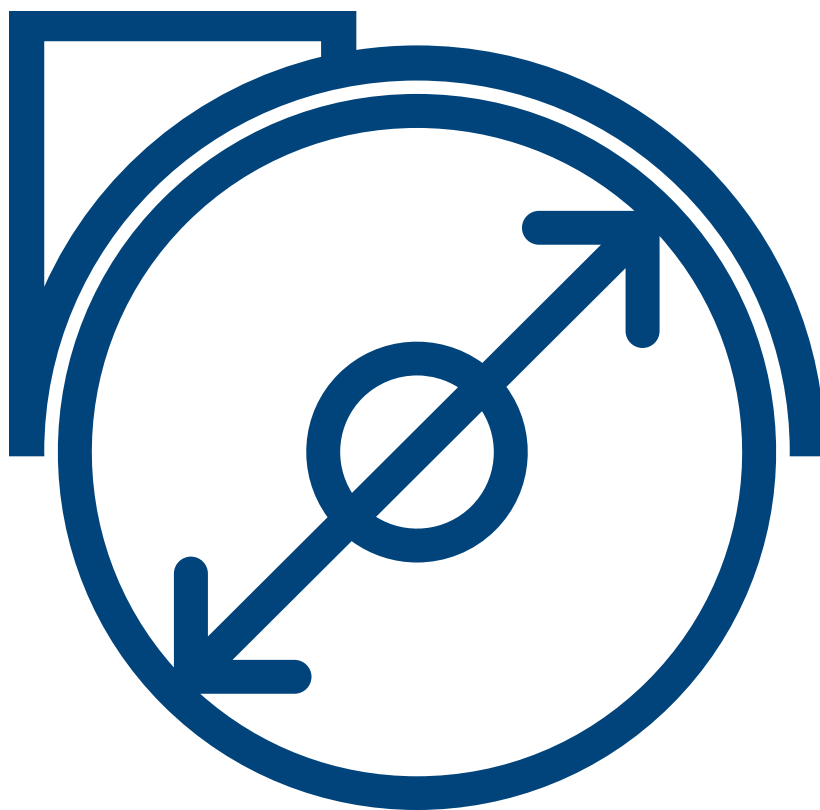
	Wheel diameter [mm]	Tread width [mm]	Plate size [mm]	Plate hole centers [mm]	Plate hole [mm]	Offset [mm]	Overall height [mm]	Load capacity (dynamic) [kg]	Order number
Swivel Casters 	100	34	105 x 85	80/77 x 60	9	41	128	160	8470UFX100P62
	125	36	105x85	80/77x60	9	40	155	250	8470UFX125P62
	160	46	137 x 105	105 x 80/75	11	55	200	300	8470UFX160P63
	200	46	137 x 105	105 x 80/75	11	55	240	400	8470UFX200P63
Swivel Casters with total lock 	100	34	105 x 85	80/77 x 60	9	41	128	160	8477UFX100P62
	125	40	105 x 85	80/77 x 60	9	40	155	250	8477UFX125P62
	160	46	137 x 105	105 x 80/75	11	60	200	300	8477UFX160P63
	200	46	137 x 105	105 x 80/75	11	55	240	300	8477UFX200P63
Swivel Casters with central-, and total lock 	160	46	175 x 112	105 x 77.5	13	55	200	250	8476UFX160P67
	200	46	176 x 112	105 x 77.5	13	55	240	300	8476UFX200P67

Product description

- Housing made of stainless steel, double ball bearing swivel head, wheel axle with nut. UFX wheel is made of Polyamide wheel center, with grey, non-marking elastic tread. Small threadguards and sealed precision ball bearing.
- See pages 86-91 for wheel details.

Advantages at a glance

Roll performance	● ● ● ○ ○
Movement noise	● ● ● ● ●
Attrition	● ● ● ○ ○
Corrosion resistance	● ● ● ● ●



REPLACEMENT WHEELS

For food equipment, service carts, logistics, warehousing, factory and light transportation equipment [for the 2670 caster series only]	86
For food equipment, healthcare applications, furniture, light transport equipment in logistics, warehousing and factory equipment	87
For logistics, warehousing, factory heavy transport equipment	88

REPLACEMENT WHEELS

1-1/4" tread width wheels, only for use with the 2670 caster series

Universal use wheels. For food equipment, furniture, service carts, logistics, warehousing, factory and light transportation equipment.

 **Load capacity (dynamic):** 175 - 330 lbs

 **Wheel diameter:** 3 - 5 in

							
PAP 	Description						
	Maxtech: Polypropylene wheel body, injected PUR Polyurethane tread fitted and precision ball bearing.	3"	1-1/4"	0.39	1.61	225	PAP 3x1-1/4 -Ø9.8 HL41
		3-1/2"	1-1/4"	0.39	1.61	250	PAP 3-1/2x1-1/4 -Ø9.8 HL41
		4"	1-1/4"	0.39	1.61	275	PAP 4x1-1/4 -Ø9.8 HL41
		5"	1-1/4"	0.39	1.61	300	PAP 5x1-1/4 -Ø9.8 HL41
PJO 	Description						
	Supratech: Polypropylene wheel body, injected rubber tread and plain bearing.	3"	1-1/4"	0.48	1.57	175	PJO 3x1-1/4 -Ø0.5 HL40
		3-1/2"	1-1/4"	0.48	1.57	210	PJO 3-1/2x1-1/4 -Ø0.5 HL40
		4"	1-1/4"	0.48	1.57	250	PJO 4x1-1/4 -Ø0.5 HL40
		5"	1-1/4"	0.48	1.57	275	PJO 5x1-1/4 -Ø0.5 HL40
PJP 	Description						
	Supratech: Polypropylene wheel body, injected rubber tread and precision ball bearing. Available with small or large threadguards.	3"	1-1/4"	0.39	1.61	175	PJP 3x1-1/4 -Ø9.8 HL41
		3-1/2"	1-1/4"	0.39	1.61	210	PJP 3-1/2x1-1/4 -Ø9.8 HL41
		4"	1-1/4"	0.39	1.61	250	PJP 4x1-1/4 -Ø9.8 HL41
		5"	1-1/4"	0.39	1.61	275	PJP 5x1-1/4 -Ø9.8 HL41
POO 	Description						
	Basotech: Tread and wheel body made of Polypropylene, fitted and plain bearing. Without threadguards.	3"	1-1/4"	0.48	1.57	255	POO 3x1-1/4 -Ø0.5 HL 40
		3-1/2"	1-1/4"	0.48	1.57	275	POO 3-1/2x1-1/4 -Ø0.5 HL 40
		4"	1-1/4"	0.48	1.57	330	POO 4x1-1/4 -Ø0.5 HL 40
		5"	1-1/4"	0.48	1.57	330	POO 5x1-1/4 -Ø0.5 HL 40

REPLACEMENT WHEELS



Non-marking rubber wheels

Universal use wheels. For food equipment, healthcare applications, furniture, light transport and factory equipment in logistics and warehousing.

 **Load capacity (dynamic):** 40 - 100 kg

 **Temperature:** - 20 / + 85 °C

 **Wheel diameter:** 50 - 150 mm

DIK	Description	Wheel diameter [mm]	Tread width [mm]	Axle Hole-Ø [mm]	Hub length [mm]		Load capacity (dynamic) [kg]	Order number
	Puretech: Wheel rims made of pressed steel, zinc-chromatized, hardened cones and tracks. Tread made of grey, non-marking, rubber. Shore A80 with threadguards and cone ball bearing. Temperature range from - 4 / + 185 °F	50	19	6	22.2		40	DIK050x19-Ø6
		75	25	6	28		55	DIK075x25-Ø6
		100	32	8	36		80	DIK100x32-Ø8
		125	32	8	36		100	DIK125x32-Ø8
		150	32	8	36		100	DIK150x32-Ø8
	Puretech: According to ESD. These wheels are the same as the DIK/DIP wheels, however, the DYK wheel is electric conductive. Made of non-staining black rubber. Shore A80, with threadguards. Temperature range from - 4 / + 185 °F	100	32	8	36		80	DYK100x32-Ø8
		125	32	8	36		100	DYK125x32-Ø8

REPLACEMENT WHEELS

Smooth tread increases maneuverability

Universal use wheels. For food equipment, healthcare applications, furniture, light transport equipment in logistics, warehousing and factory equipment.

 **Load capacity (dynamic):** 40 - 150 kg

 **Temperature:** - 20 / + 60 °C

 **Wheel diameter:** 50 - 150 mm

PJC for stainless applications



Description

Supratech: Wheel center made of Polypropylene with grey, non-marking TENTEprene [thermoplastic] rubber. With threadguards, precision ball bearing, stainless steel. Temperature range from -4 / +140 °F

PJO



Description
















Supratech: Wheel center made of Polypropylene. Tread is made of TENTEprene [thermo-plastic] rubber, grey, non-marking, without threadguards. Shore A85. Precision ball bearing. Temperature range from -4 / +140 °F

PJP



Description




Supratech: Wheel center made of Polypropylene. Tread made of TENTEprene [thermo-plastic rubber], grey, non-marking, with threadguards. Shore A85. Precision ball bearing. Temperature range from -4 / +140 °F

Wheel diameter [mm]	Tread width [mm]	Axle Hole-Ø [mm]	Hub length [mm]		Load capacity (dynamic) [kg]	Order number
						
75	25	6	28.4		75	PJC075x25-Ø6
100	32	8	36.5		100	PJC100x32-Ø8
125	32	8	36.5		100	PJC125x32-Ø8
150	32	8	36.5		100	PJC150x32-Ø8
						
50	19	8	21		40	PJO050x19-Ø8
75	25	8	26.5		75	PJO075x25-Ø8
100	32	12	34.9		80	PJO100x32-Ø12
125	32	12	34.9		100	PJO125x32-Ø12
150	32	12	34.9		100	PJO150x32-Ø12
						
75	25	6	28.4		75	PJP075x25-Ø6
100	32	8	36.5		100	PJP100x32-Ø8
125	32	8	36.5		100	PJP125x32-Ø8
150	32	8	36.5		100	PJP150x32-Ø8
200	32	8	36.5		100	PJP200x32-Ø8

REPLACEMENT WHEELS

Easy to maneuver on soft floors. Available in electric conductive and stainless steel.

Universal use wheels. For furniture, store fixtures, retail displays, healthcare applications and devices, light transport equipment in logistics, warehousing and factory equipment.

-  **Load capacity (dynamic):** 40 - 160 kg
-  **Temperature:** - 40 / + 80 °C
-  **Wheel diameter:** 50 - 200 mm






Standard wheel

UAP



Description

Maxtech: Wheel center is made of Polyamide. Tread is made of Polyurethane. Precision ball bearing, with threadguards.
Temperature range from - 40 / + 80 °C

Wheel diameter [mm]	Tread width [mm]	Axle Hole-Ø [mm]	Hub length [mm]		Load capacity (dynamic) [kg]	Order number
						
50	19	6	22		40	UAP050x19-Ø6
100	32	8	36.5		150	UAP100x32-Ø8
125	32	8	36.5		160	UAP125x32-Ø8
150	32	8	36.5		160	UAP150x32-Ø8
200	32	8	36.5		160	UAP200x32-Ø8






For electric conductive and stainless applications

XSX



Description

Maxtech: Wheel center made of Polyamide, electric conductive. Tread made of injected Polyurethane, with threadguards, sealed precision ball bearing.
Temperature range from - 40 / + 80 °C

Wheel diameter [mm]	Tread width [mm]	Axle Hole-Ø [mm]	Hub length [mm]		Load capacity (dynamic) [kg]	Order number
						
125	32	8	36.5		160	XSX125
150	32	8	36.5		160	XSX150

REPLACEMENT WHEELS















For heavy duty applications

Universal use wheels. For service carts, racking, store fixtures, material handling, transport equipment, intralogistics, warehousing and factory equipment.

 **Load capacity (dynamic):** 100 - 500 kg

 **Temperature:** - 20 / + 80 °C

 **Wheel diameter:** 100 - 200 mm

		Wheel diameter [mm]	Tread width [mm]	Axle Hole-Ø [mm]	Hub length [mm]		Load capacity (dynamic) [kg]	Order number
UFX grey, non-marking	Description							
	Elastech: Grey, non-marking wheel. Wheel center made of Polyamide. Elastic, grey tread, non-marking. Small threadguards, precision ball bearing sealed. Temperature range from - 20 / + 80 °F	100	34	8	45		160	UFX100x34-Ø8
		125	40	8	45		250	UFX125x40-Ø8
		160	46	12	60		300	UFX160x46-Ø12
		200	46	12	60		400	UFX200x46-Ø12
PJP, blue, non-marking	Description							
	Supratech: Blue, non-marking. Wheel center made of Polypropylene. TENTEprene [thermo-plastic rubber], Shore A85. PJP wheel with precision ball bearing. PJR with roller bearing. Temperature range from - 20 / + 60 °C	100	35	8	44		110	PJP100x35-Ø8,3 blue
		125	32	8	45		180	PJP125x32-Ø8 HL45
UOO	Description							
	Duratech: Wheel made of Polyamide, white, plain bearing. Temperature range from - 40 / + 80 °C	100	36	12	44.4		200	UOO100x36-Ø12
		125	40	12	44.4		300	UOO125x40-Ø12 HL 44,4
		160	40	20	58		500	UOO160x40-Ø20
UER	Description							
	Elastech: Wheel center made of grey Polyamide, grey, black elastic tread, roller bearing in the UER wheel, precision bearing in the UEP wheel. Temperature range from - 20 / + 80 °C	100	34	12	44.4		160	UER100x34-Ø12
		125	40	12	44.4		250	UER125x40-Ø12
		160	46	20	58		300	UER160x46-Ø20

REPLACEMENT WHEELS

For heavy duty applications

Universal use wheels. For service carts, racking, store fixtures, material handling, transport equipment, intralogistics, warehousing and factory equipment.

 **Load capacity (dynamic):** 160 - 300 kg

 **Temperature:** - 20 / + 80 °C

 **Wheel diameter:** 100 - 160 mm

UFR, non-marking



Description

Elastech: Wheel center is made of black Polyamide. Tread is made of blue, non-marking, elastic tread. Roller bearing in the UFR wheel; and a precision bearing in the UFP wheel.
Temperature range from - 20 / + 80 °C

UFR, blue



Description
















Elastech: UFR wheel center is made of black Polyamide. Tread is made of non-marking, blue [or grey] elastic tread. Roller bearing in the wheel. Without threadguards.
Temperature range from - 20 / + 80 °C


UAR, red



Description

Maxtech: White wheel center is made of Polyamide. Tread is made of red polyurethane. Roller bearing. Without threadguards.
Temperature range from - 40 / + 176 °F

Wheel diameter [mm]	Tread width [mm]	Axle Hole-Ø [mm]	Hub length [mm]		Load capacity (dynamic) [kg]	Order number
						
100	34	12	44,4		160	UFR100x34-Ø12
125	40	12	44,4		250	UFR125x40-Ø12
						
100	34	12	44,4		160	UFR100x34-Ø12 blue
125	40	12	44,4		250	UFR125x40-Ø12 blue
						
080	32	12	44,4		100	UAR080x32Ø12 red
100	32	12	44,4		150	UAR100x32Ø12 red
125	32	12	44,4		200	UAR125x32Ø12 red
160	40	20	58		350	UAR160x40Ø20 red
200	40	20	58		500	UAR200x40Ø20 red



TENTE e-drive; custom solutions
to improve productivity and
handling comfort

CUSTOM SOLUTIONS

e-lock; integrated electric locking system	94
e-drive flex; motorized drive system	95

LINEA E-LOCK

integrated electric locking system

Increased safety and efficient operation

Central locking at the touch of a button for outstanding productivity. The locking functions are controlled electrically. Swivel caster with electric lock, housing made of Polyamide, precision ball bearing in swivel head, stem in short version. Wheel center made of Polyamide, Tread made of Polyurethane. Precision ball bearing. Electric conductive. IP X4 in assembled position. Actuation force and actuation torque are no longer required.



Technical data

Caster description:	594EUSP150R36-32
Wheel description:	USP
Wheel diameter:	150 mm
Tread width:	15 mm
Fitting:	R36-32 stem
Bolt diameter:	32 mm
Bolt length:	50 mm
Caster width:	71 mm
Offset:	47.5 mm
Swivel interference:	254 mm
Overall height:	155 mm

Temperature:	5° / 40°C
Swivel radius:	127 mm
Hardness of tread:	A92 Shore
Load capacity:	150 kg
Load capacity [static]:	300 kg
Standard:	EN 12531
Caster weight:	1.23 kg
Power supply:	24 V DC
Voltage range:	min. 18 V DC - max 28.5 V DC
Max. motor current:	1.6 A



Options and Applications


Ideal for hospital beds. The e-lock system controls are freely programmable and can be operated via Bluetooth or radio or by using an app. The e-lock caster has the advantage of quiet actuation and a particularly low rate of mechanical wear.

E-DRIVE FLEX

motorized drive system

Increase productivity and safety

This unit addresses several mobility solutions, it increases productivity, improves work flows and processes due to easy maneuvering and directional stability. The unit also increases safety and handling comfort of moving heavy loads. Easy assembly with a plug-and-play set up. Variable speed control. Drives forward and backwards. Powerful drive motor functions as starting aid or provides effortless continued mobility. High contact force of 400N between the wheel and the floor.



Technical data

Operating category:	Start assistance
Wheel type:	UFF Solid rubber, non-marking [replaceable], 125 mm wheel Ø
Power supply:	24 V DC
Operating temperature:	5°C to 40°C
Storage temperature:	-20°C to 50°C
Max. total weight:	400 kg
Capacity of battery module:	14 Ah lead-gel [standard]
Operating distance:	Suitable for approx. 200 run-cycles
Updates firmware:	USB interface
Operating safety:	Certified DIN EN ISO 13849
Protection grade:	IP X4
Humidity:	90%, non-condensing
Fitting options for the handle:	Flexible handle fitting for tubes and plain surfaces.
Handle material:	Solid synthetic material
Installation height:	170 mm
Length:	max. 315 mm [with actuated emergency release]
Width:	190 mm
Height:	140 mm [retracted]
Maximum surface unevenness:	± 15 mm
Lift force / down force:	400 N
Weight:	6 kg

The product complies to the following essential health and safety requirements specified as defined by the Machinery Directive 2006/42/EC. [Appendix 2, Part 1, Article B for uncomplete machines.]



Options and Applications

Following are just a few application examples:

- Intralogistics: Pick trolleys, transport trolleys, automotive carts.
- Lodging and entertainment industry: laundry carts, luggage trolleys.
- Health care equipment and devices: room service and catering carts, induction trolleys, operating room tables.
- Food industry: catering trolleys, food prep tables and more.

The e-drive system consists of the e-drive unit, control unit, handle, handle mounting kit for tubes [available in different diameters], or mounting kit for plain surfaces, battery module. Contact us for specific details and part numbers.

TENTE ORDER NUMBER SYSTEM

Guide to our Order Number System

97

Notes

101

ORDER NUMBER SYSTEM

Guide to our order number system

Example:

3477 UOT 125 P62-105x85



Housing

- 3** Housing: pressed steel, heavy
- 4** Shape of fork: broad
- 7** Swivel bearing: two ball races
- 0** Caster type: Swivel caster


Fitting

- P 62** Fitting type: rectangular plate
- 105x85** Fitting dimensions: 105x85mm



Wheel

- U** Wheel body: Polyamide
- O** Tread: identical to wheel body
- T** Bearing: precision ball bearing, noise reducing



- 125** Wheel diameter: 125 mm

Our order number system explained

The simple organized structure of the TENTE Order Number System allows for quick identification of every caster and its respective specifications. The order number consists of three sections, in which all components of the caster are defined.

Housing				Wheel				Fitting	
3	4	7	7	U	O	T	125	P62	- 105X85
Material	Shape of fork	Swivel bearings	Caster type	Wheel body	Tread	Bearing	Wheel diameter in mm	Fitting type	Fitting dimensions in mm

ORDER NUMBER SYSTEM

Housing

E-Products

Material	Shape of fork	Swivel bearings	Caster type
0 Wire and other profiles made of metal	0 closed	0 fixed stem	0 Swivel caster
1 Steel sheet, light	1 angular	1 one ball race, edged	1 directional lock
2 Steel sheet, medium	2 straight	2 stem, swivel	2 total lock, head end of caster
3 Steel sheet, heavy	3 slim	3 one ball race	3 intermittent brake
4 Steel sheet, very heavy	4 broad	4 precision ball bearing	4 central, total- or directional lock
5 Polyamide	5 Twin wheel caster, closed, with dome	5 deep-groove ball thrust roller bearing	5 Wheel brake
6 zinc-die-cast/ Alu	6 broad, reinforced	6 double ball bearing, weld inside	6 central-, total lock
7 stainless steel for institutional casters	7 with spring	7 two ball races	7 total lock, tail end of caster
8 stainless steel for industrial casters	8 special feature	8 two ball races, reinforced or for design casters, all metal parts, stainless	8 Rigid caster
9 cast iron, or iron forged, heavy	9 Twin wheel caster	9 used for rigid casters which have another function, e.g. brake function	9 special feature
A Polypropylene	A Twin wheel caster	A	A driveunit
B Polyacetal	B Twin wheel caster, closed	B	B Swivel caster with total lock and spring loaded directional lock
C	C	C	C Combined lock
D	D Drive	D	D safety
E electric	E	E	E e-lock
F	F	F e-drive ultimate	F Butterfly Wheel brake
S	S	S	S Swivel caster with spring loaded directional lock
T	T	T	T TURTLE - caster
U	U	U e-drive flex 24V	U
V	V	V	V
W	W	W	W Swivel caster with spring loaded directional lock and wheel lock
X	X	X	X
Y	Y	Y	Y
Z	Z	Z	Z Accessory

Wheel

Wheelbody	Tread	Bearing
A	A PUR Polyurethane, injected	A plain hub
B heat resistant duroplastic	B PVC, injected	B bore hole with keyway
C Polyurethane cast	C PUR casted, ultratech	C precision ball bearing, stainless
D pressed steel	D shock absorbing, heat resistant	D roller bearing, stainless
E steel, iron	E elastic tire, black, vulcanized	E cone ball bearing, stainless
F cast iron	F non-marking elastic tire, vulcanized	F flange wheel
G asymmetric wheel	G electric conductive injected rubber	G self-lubricating bushing
H shockabsorbing wheel body hybrid	H antistatic	H plain bearing with threadguards
I Aluminium	I solid rubber non-marking	I plain bearing without threadguards and spacer
J inc-die-casted	J injected rubber	J roller bearing with threadguards
K	K PP-soft	K cone ball bearing
L wood	L non-marking, antistatic elastic tire, vulcanized	L roller bearing with metal bushing
M Polyamide PA, extra heavy duty	M double flanged with tracks	M plain bearing, stainless
N Stainless steel / Nirosta	N PU, foamed	N end wheel
O	O identical with wheel body	O plain bearing, without threadguards
P Polypropylene PP	P pneumatic, line profile	P precision ball bearing
Q Polyurethane injected	Q pneumatic, patterned profile	Q taper bearing
R	R wound tread made of canvas and phenolic resin	R roller bearing w/o threadguards
S steel sheet, heavy	S PUR injected, electric-conductive	S roller bearing, noise reduced
T Polyamide PA, heavy duty	T PUR casted	T precision ball bearing, noise reduced
U Polyamide PA	U Polyamide	U plain bearing with synthetic spacer
V solid rubber	V solid rubber, black	V
W heat resistant thermoplastic synthetic	W hard-soft rubber	W
X Polyamide PA, electric conductive	X tires for waste disposal systems	X precision ball bearing, sealed
Y Polypropylene PP, electric conductive	Y solid rubber, black, electric conductive	Y precision ball bearing RS or 2 RS
Z flanged wheel	Z solid rubber, black REACH [conforms]	Z bore, blank

Wheel diameter

When reading our order number the size of the wheel is listed after the housing and wheel designation, for example: 2470 PJP **050** P30. **050** refers to the actual wheel diameter. In the metric system the wheel diameter is always written in 3 digits: 050=50mm or 100=100mm. Wheels as end-product without the housing, have an additional number, which stands for the tread width. Some exceptions apply to North American supplied casters and wheels, which are, at times, listed in **imperial dimensions: Wheel diameter is then referred to in inches. For example 3" or 3-1/2"**

Fitting

Fitting type					Dimensions			
Main group		Sub group						
R	to be fitted into vertical tube ends or blind holes	R03	rubber expanding, round	R26	stem for central locking caster, brakelimitation	Example in the metric system: P30-13 refers to a P30 type fitting with a 13mm bolt hole diameter.		
		R05	solid stem, round	R36	stem for central locking caster, brakelimitation, short			
		R06	synthetic expander, short, round	R40	plastic socket, square			
		R07	plastic expanders, round	R43	rubber expanding, square			
		R08	reducing bush, round	R46	synthetic expander, short, square	For the North American market some items are listed in imperial dimensions rather than metric.		
		R09	knurled bolt	R47	plastic expander, square			
		R10	threaded stem for furniture casters	R48	reducing bush square	For example, the S70 1/2-13x1" refers to a threaded stem with hexagon neck top with a dimension of 1/2-13x1"		
		R15	solid stem, square	R50	plastic socket, round circlip outside, round			
		R20	plastic sockets, round	R75	solid stem, screwed, round	Our team of experts is looking forward to assist you.		
		R21	zinc-die-cast sockets	R85	solid stem, screwed, square			
P	Plates to be mounted with screws	P10	stem with U-shaped plate, for furniture casters	P62	rectangular plate according EN-R 42, 105x85mm			
		P11	stem with L-shaped plate, for casters for furniture	P63	rectangular plate according EN-R 43, 137x105mm			
		P30	bolt hole	P64	rectangular plate according EN-R 44, 175x140mm			
		P31	bolt hole, inner ballrace reinforced	P65	rectangular plate according EN-R 45, 200x160mm			
		P40	square plate 60 x 60mm	P66	rectangular plate according EN-R 46, 250x200mm			
		P41	square plate - special e.g. 55 x 55 mm	P67	plate with central locking			
		P50	rectangular plate 77x67mm	P68	rectangular plate 270x250 mm			
		P51	rectangular plate 95/90x70, standard 75x50mm	P69	plate 137x105 for central locking caster, cam actuation			
		P52	rectangular plate 95/90x70, US-bolt hole spacing	P70	plate 105x85 for central locking caster, cam actuation			
		P53	rectangular plate 55x70mm	P72	vertical flange			
		P54	rectangular plate 55x70mm, with brake elements	P73	triangular shaped plate			
		P60	rectangular plate - special e.g. 120x80 mm	P74	vertical square plate			
		P61	rectangular plate according to EN-R 41, 75x60 mm	P80	round plate			
		S	to be fitted with screws or threaded stems	S10	threaded stem, for profile according to DIN 1998	S62	hex screw, fixed	
				S50	socket head cap screw, loose fitted	S63	hex screw, loose packed	
				S51	socket head cap screw, loose fitted, inner ballrace reinforced	S70	threaded stem with hexagon neck top	
S52	socket head cap screw, fixed			S73	threaded stem with round neck [top], riveted			
S53	socket head cap screw, loose packed			S74	threaded stem with hexagon neck [top], riveted			
S59	socket head cap screw, secured			S75	threaded stem with round neck [top], fitted from bottom			
S60	hex screw, loose fitted			S80	wood screw			
S61	hex screw, loose fitted, inner ballrace reinforced							
H	for wood furniture			H40	plastic socket			
B	for incomplete fitting	B077	metric screw / thread DIN 13 for R077	B20	stem without grip ring, with collar			
		B10	stem with circlip, with collar	B21	stem without grip ring, without collar			
		B11	stem with circlip, without collar	B30	welding stem			
				B40				
L	fittings to be mounted supplementary	L50	with grip ring for B10 fitting	L51	blind hole for B10 fitting			

Example in the metric system: **P30-13** refers to a P30 type fitting with a 13mm bolt hole diameter.

For the **North American market** some items are listed in **imperial** dimensions rather than metric.

For example, the **S70 1/2-13x1"** refers to a threaded stem with hexagon neck top with a dimension of 1/2-13x1"

Our team of experts is looking forward to assist you.



NOTES





TENTE Canada, Inc.
1091 Kerrisdale Blvd.
Newmarket, ON L3Y 8W1

T 519.896.7500
info.CA@tente.com

www.tente.com



PRODUCTIVITY



SAFETY



DESIGN



DURABILITY



ENVIRONMENT